

ecomaine

Memorandum

DATE: September 8, 2016

TO: Chair and Members of the Board

FROM: Kevin H. Roche, CEO

SUBJECT: **Agenda for the Recycling Committee Meeting**

There is an **ecomaine** Recycling Committee scheduled for September 15, 2016 @ 2:30PM. The agenda for this meeting is as follows:

1. Approval of Minutes (*Attachment A*)
2. Food Waste Recycling – Press Conference
3. Website and Social Media Analytics (*Attachment B1*)
 - Recycling rates by community (*Attachment B2*)
 - Will it Recycle? – web development request for proposal
 - Virtual tour of new website additions (homepage and drop-off locations)
4. Advertising and Public Relations
 - Portland Radio Group eco-Monday campaign
 - “The way trash should be.”
 - WPXT/CW Kickstart and eco-Minutes
 - Recycling Open House advertising
5. Outreach & Education
 - Tours and Outreach Report (*Attachment C1*)
 - School Recycling Grants Report (*Attachment C2*)
6. Recycling Market Report (*Attachment D*)
 - Plastic bags proposal
7. Open House – September 24, 2016
 - Volunteer opportunities (*Attachment E*)
8. Other:

Future Meetings:

Recycling Committee: September 15, 2016 @ 2:30 PM
Finance Committee: September 15, 2016 @ 4PM
Audit Committee: September 22, 2016 @ 3PM
Executive Committee: September 22, 2016 @ 4PM
Audit Committee: October 20, 2016 @ 3PM
Full Board of Directors: October 20, 2016 @4PM
Recycling Committee: November 10, 2016 @ 4PM
Finance Committee: November 17, 2016 @ 3PM
Executive Committee: November 17, 2016 @ 4PM
Executive Committee: December 15, 2016 @ 4PM
Finance Committee: January 19, 2017 @ 3PM
Full Board of Directors: January 19, 2017 @ 4PM

Recycling Committee: January 26, 2017 @ 4PM
Executive Committee: February 16, 2017 @ 4PM
Full Board of Directors: March 16, 2017 @ 4PM
Recycling Committee: March 23, 2017 @ 3PM
Finance/Budget Workshop: March 23, 2017 @ 4PM
Audit Committee: April 27, 2017 @ 3PM
Full Board of Directors: April 27, 2017 @ 4PM
Finance Committee: May 18, 2017 @ 3PM
Executive Committee: May 18, 2017 @ 4PM
Recycling Committee: May 25, 2017 @ 4PM
Annual Meeting: June 15, 2017 @ 11:30AM

Memorandum

DATE: September 8, 2016
TO: Chairman and Members of the Board
FROM: Kevin H. Roche, CEO/General Manager
SUBJECT: Recycling Committee Minutes – May 19, 2016

There was a **Recycling Committee Meeting** held on the date noted above. The meeting was called to order by Erik Street, Chairman.

Item #1: - Minutes:

Erik Street reviewed the March 24 meeting minutes. Richard Brobst made a motion to approve the minutes. Ed Suslovic seconded the motion and all unanimously approved.

Item #2: - Recycling is a Work of Art Contest

- Lisa Wolff shared that all bins were painted and in the process of being scheduled for pick-up, or already picked up. She handed out photos of the bins that were already picked up. All invoices had also been submitted and were in process for payment, if not already paid.
- Ed Suslovic asked if Peaks Island could participate in the Recycling is a Work of Art contest in the future. Lisa said she would look into, but could not see a problem with that.

Item # 3: - School Recycling Grants Program

Lisa shared an update on the 2016 School Recycling Grants program, which has been promoted on facebook and has an application deadline of October 31, 2016.

- John Tibbetts was interested in engaging Wells and Sanford in the grant application process. The group discussed the criteria that applicants must be in member communities, so Sanford would be eligible but Wells would not be.
- The group discussed the desire to inform contacts in their local school districts to ensure they are aware of the grant program and deadline. **Action item:** Recycling Committee Members will provide Lisa with their contacts for a targeted email about the program.
- A question was raised about when the winners would be selected and all agreed that a subcommittee would need to be appointed from the recycling committee to select the winning grant recipients in November.

Item #4: - Communication & Education

- Lisa shared a summary of recent outreach and presentations that ecomaine has been involved with, including a variety of Earth Day Events, speaking engagements at the MRRRA and NRRRA conferences, presentations at SWANA events, and letters to the editor in Midcoast Maine newspapers and the Portland Press Herald.

- The committee discussed the recent front-page coverage of the city of Portland trash and recycling pick-up concerns. With concerns and confusion about the different types of hauling trucks that are out there, the group suggested inviting some haulers to be present at the recycling open house Sept. 24 – especially a Casella split-body truck for trash & recycling. Lisa agreed to arrange for such haulers to be present for the Open House.

Item #5: - Analytics and Reports

- Lisa reviewed the various analytics and reports. In discussing the web analytics and, specifically, the “Can this be recycled?” form, Lisa shared her plans to work with her summer intern to create a searchable directory of common recycling questions and answers.
- The group discussed the importance of explaining why something is not recyclable to facilitate the learning process. They also thought it would be helpful to see where the recyclables go and what they are turned into. A specific question that many hear is what to do with batteries.
- Lisa suggested that the group send any specific common questions they would like to see answered in the web tool to her for inclusion in this work. The goal is to have the tool up and running in time for the Recycling Open House on September 24, 2016.

Item # 6: Meeting adjournment

Richard Brobst made a motion to adjourn the meeting. Ed seconded the motion and all unanimously agreed to adjourn.

The next recycling committee meeting is September 15, 2016, at 4:00 p.m.

Present:

Erik Street, Caleb Hemphill, Richard Brobst, Dennis Doughty, Sarah Bernier, John Tibbetts, Maxine Beecher and Alan Bradstreet.

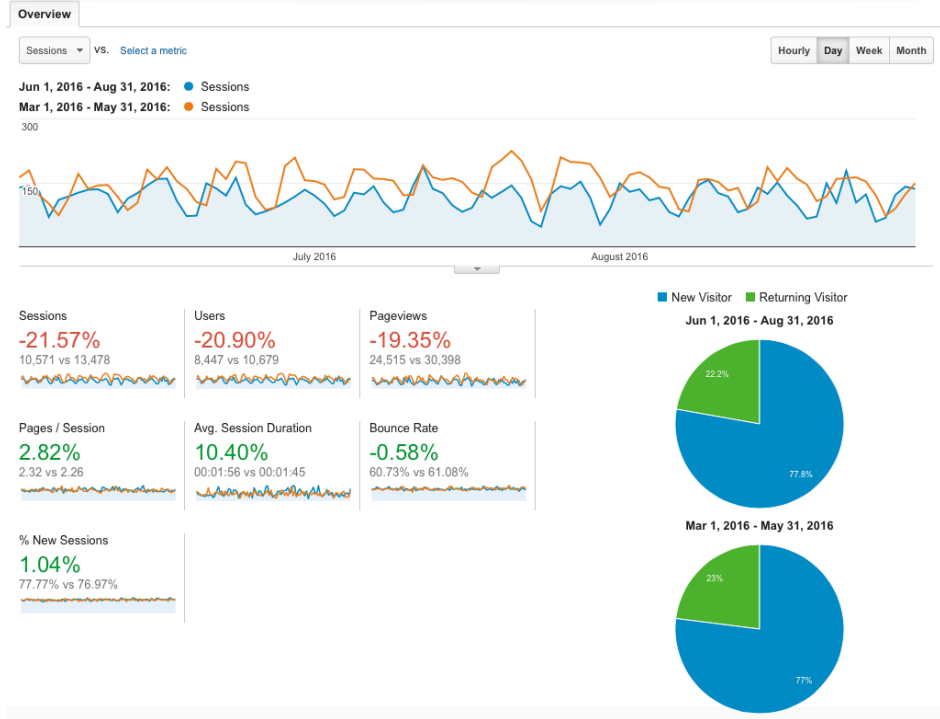
Staff:

Lisa Wolff, Leo Maheu

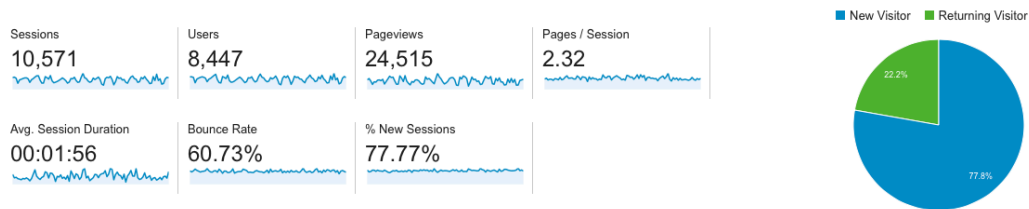
ecomaine website analytics

June 1 – Aug. 31, 2016

Audience overview (sessions, users and page views up from last period):



By country:



Demographics	Country	Sessions	% Sessions
Language	1. United States	7,703	72.87%
Country	2. Russia	658	6.22%
City	3. India	409	3.87%
System	4. United Kingdom	196	1.85%
Browser	5. Philippines	151	1.43%
Operating System	6. Malaysia	83	0.79%
Service Provider	7. Canada	76	0.72%
Mobile	8. Indonesia	70	0.66%
Operating System	9. Brazil	67	0.63%
Service Provider	10. Kyrgyzstan	65	0.61%

Top 10 Landing Pages:

Page ?	Pageviews ? ↓	Unique Pageviews ?	Avg. Time on Page ?	Entrances ?	Bounce Rate ?	% Exit ?
	24,515 % of Total: 100.00% (24,515)	19,666 % of Total: 100.00% (19,666)	00:01:28 Avg for View: 00:01:28 (0.00%)	10,564 % of Total: 100.00% (10,564)	60.73% Avg for View: 60.73% (0.00%)	43.09% Avg for View: 43.09% (0.00%)
1. /	5,262 (21.46%)	4,177 (21.24%)	00:01:12	3,959 (37.48%)	44.92%	42.30%
2. /our-facility/waste-to-energy-plant/	2,663 (10.86%)	2,259 (11.49%)	00:03:17	2,010 (19.03%)	77.41%	72.44%
3. /recycling-and-waste-disposal/	1,838 (7.50%)	1,377 (7.00%)	00:00:49	275 (2.60%)	42.91%	21.93%
4. /recycling-and-waste-disposal/single-sort-guide/	1,638 (6.68%)	1,231 (6.26%)	00:01:55	532 (5.04%)	72.56%	50.79%
5. /recycling-and-waste-disposal/drop-off-locations/	1,325 (5.40%)	1,110 (5.64%)	00:02:45	781 (7.39%)	72.73%	61.13%
6. /about-ecomaine/	1,101 (4.49%)	871 (4.43%)	00:00:40	86 (0.81%)	41.86%	13.53%
7. /job-opportunities/	841 (3.43%)	684 (3.48%)	00:02:04	240 (2.27%)	58.20%	53.98%
8. /our-facility/	837 (3.41%)	658 (3.35%)	00:00:28	24 (0.23%)	41.67%	13.62%
9. /recycling-and-waste-disposal/special-waste-disposal-options/	668 (2.72%)	589 (3.00%)	00:02:19	379 (3.59%)	78.10%	65.12%
10. /commercial-and-contractor-information/	653 (2.66%)	514 (2.61%)	00:00:31	112 (1.06%)	66.07%	20.67%

Note: we received 31 new “Can this be recycled?” questions via the web form on our website during this period.

ecomaine Social Media Stats and Earned Media Stats June 1 – Aug. 31, 2016

Facebook:

Followers up by 40 since June 1, 2016, at 1,108.

Top 12 2016 facebook posts



Twitter:

gained 29 new followers, issued 46 tweets, received 9,958 tweet impressions, and 325 profile visits from June 1 – Aug. 31.

Published	Post	Type	Targeting	Reach	Engagement
07/12/2016 9:37 pm	We're looking forward to this Saturday's Recycling Program Kick-off!	📄	🌐	2K	41 44
08/13/2016 1:50 pm	We also have staff at Hollis Pirate Fest today, showing off our ecomaine!	📄	🌐	1.8K	7 5
08/20/2016 9:25 am	Meet ecomaine's new Environmental Educator Katrina Venhuizen!	📄	🌐	1.7K	186 104
08/13/2016 11:26 am	Today we are in Brownfield, Maine enjoying cooler weather, good views, and a beautiful sunset!	📄	🌐	1.5K	9 4
07/18/2016 11:43 am	On this morning's tour at our #1 recycling facility, we came across some interesting items!	📄	🌐	1.3K	48 19
08/12/2016 11:02 am	Check out our pretty new interactive recycling drop-off location!	📄	🌐	1K	35 21
06/18/2016 10:54 am	Thank you to #ChebeagueIsland Town Administrator Marjorie Smith for the great photo!	📄	🌐	788	120 52
08/23/2016 4:23 pm	TRIVIA TIME! This photo was taken: A. On a farm in Buxton, MA	📄	🌐	689	44 13
07/16/2016 8:52 am	Attention Woolwich residents: Come and get your free recycling!	📄	🌐	657	9 2
08/03/2016 11:30 am	Waterville residents, stop by and learn what can and can't be recycled!	📄	🌐	560	50 8
09/03/2016 8:00 am	In three weeks from today at this time on Sept. 24, ecomaine's Recycling Program Kick-off!	📄	🌐	555	19 15
08/05/2016 9:20 pm	Smart way to #reuse plastic while reinforcing community!	📄	🌐	555	13 17

ecomaine Earned Media – June 1 – Sept. 6, 2016:

- **The Forecaster (Sept. 6)**
<http://www.theforecaster.net/kitchen-scraps-fuel-new-ecomaine-compost-program/>
- **Recycling Today (Aug. 26)**
<http://www.recyclingtoday.com/article/wastecon-2016-putting-in-the-effort-food-waste/>
- **BDN (Aug. 11)**
<http://bangordailynews.com/2016/08/11/news/midcoast/rockport-select-board-chair-storms-out-of-camden-area-trash-meeting/?ref=comments>
- **Keep Me Current (Aug. 3)**
<http://news.keepmecurrent.com/sketching-things-out-with-other-artists-qa-with-sebastian-meade/>
- **Kennebec Journal (Aug. 2)**
<http://www.centralmaine.com/2016/08/02/taste-of-waterville-opens-wednesday-with-more-food-than-ever-before/>
- **The Courier-Gazette / The Camden Herald (July 28)**
<http://knox.villagesoup.com/p/divided-board-rejects-recommending-trash-processor-fiberight-to-voters/1553707>
- **Keep Me Current (July 28)**
<http://news.keepmecurrent.com/first-hearing-for-brewery/>
- **BDN (July 28)**
<http://bangordailynews.com/2016/07/28/news/midcoast/camden-area-towns-split-on-waste-disposal-options/>
- **BDN (July 26)**
<http://bangordailynews.com/2016/07/26/news/midcoast/south-thomaston-reverses-vote-on-sending-trash-to-fiberight/>
- **BDN (July 22)**
<http://bangordailynews.com/2016/07/26/news/midcoast/south-thomaston-reverses-vote-on-sending-trash-to-fiberight/>
- **BDN (June 21)**
<http://bangordailynews.com/2016/06/21/news/midcoast/pair-of-midcoast-towns-choose-ecomaine-for-solid-waste-disposal/>
- **Portland Press Herald (July 20)**
<http://www.pressherald.com/2016/07/20/waste-reduction-company-guarantees-trash-reduction-for-towns-that-switch-to-pay-per-bag/>

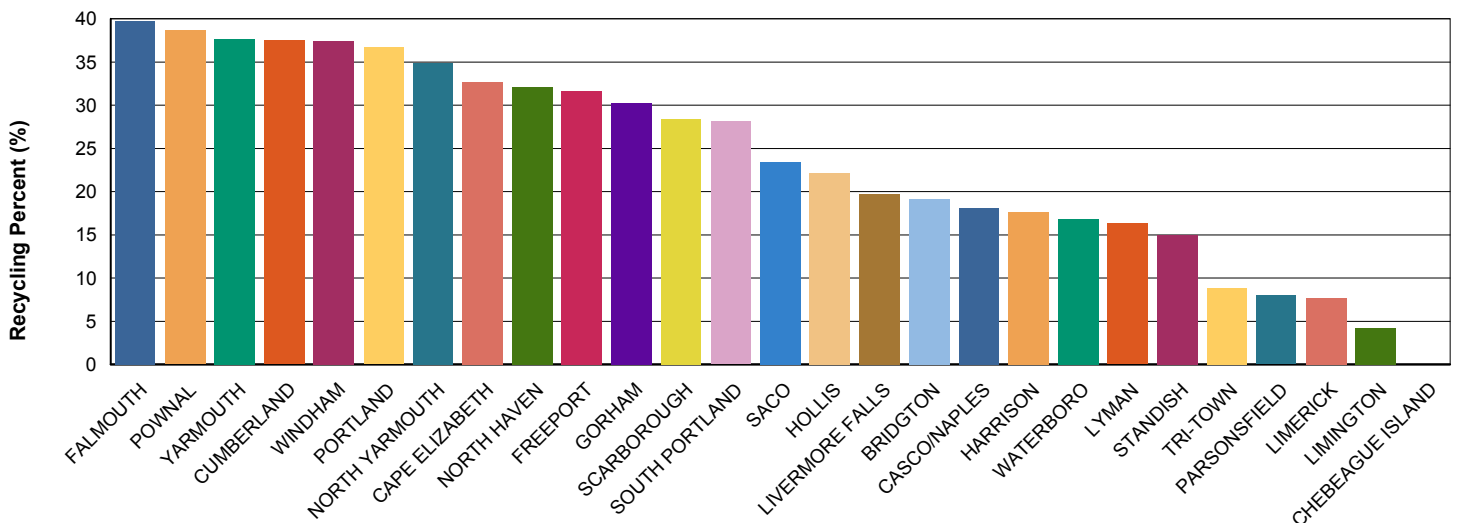
- **Wiscasset Newspaper (July 19)**
<http://www.wiscassetnewspaper.com/article/woolwich-partners-ecomaine-increases-recycling-and-composting-focus-residents/73035>
- **The Courier-Gazette / The Camden Herald (July 12)**
<http://knox.villagesoup.com/p/mid-coast-solid-waste-given-until-aug-31-to-choose-fiberight-for-trash-disposal/1547383>
- **Wiscasset Newspaper (July 12)**
<http://www.wiscassetnewspaper.com/article/woolwich-starts-new-chapter-recycling/73306>
- **The Free Press (July 7)**
<http://www.freepressonline.com/Content/Features/Andy-O-Brien-Archives/Article/Midcoast-Towns-Struggle-with-Trash-Tug-of-War/52/777/46502>
- **The Courier-Gazette / The Camden Herald (June 20)**
<http://knox.villagesoup.com/p/a-cheaper-cleaner-trash-plan-is-still-on-the-table/1550418>
- **BDN (June 16)**
<http://bangordailynews.com/2016/06/16/news/midcoast/camden-rockport-reject-ecomaine-waste-disposal-option/>
- **PenBayPilot (June 17)**
<http://www.penbaypilot.com/article/lincolnville-charts-its-own-course-send-trash-portland-s-ecomaine/72026>
- **The Courier-Gazette / The Camden Herald (June 17)**
<http://knox.villagesoup.com/p/lincolnville-voters-back-ecomaine-as-trash-disposal-option/1537756>
- **The Courier-Gazette / The Camden Herald (June 16)**
<http://knox.villagesoup.com/p/camden-voters-bail-out-snow-bowl-reject-ecomaine-approve-bird-feeding-restrictions/1537754>
- **Pen Bay Pilot (June 16)**
<http://www.penbaypilot.com/article/camden-voters-approve-74-million-budget-including-church-steeple-repair-funds/71996>

Neighborhood Recycling Monthly Totals

For the period: 7/1/2016 to 8/31/2016

Origin	Population	Town Tons MSW	Town Tons - Rec Drop-Off	Town Tons -Rec Curb	Town Tons -Rec Total	Town MSW + Rec Total	Town % Rec
BRIDGTON	5,120	527.48	124.79	-	124.79	652.27	19.1%
CAPE ELIZABETH	9,015	397.46	193.02	-	193.02	590.48	32.7%
CASCO/NAPLES		426.98	94.61	-	94.61	521.59	18.1%
Casco MSW Actual; Recycling Split (45%):	3,742	192.11	42.57	-	42.57	234.68	18.1%
Naples MSW Actual; Recycling Split (55%):	3,872	234.87	52.04	-	52.04	286.91	18.1%
CHEBEAGUE ISLAND	346	-	-	-	-	-	- %
CUMBERLAND	7,211	235.19	-	141.11	141.11	376.30	37.5%
FALMOUTH	11,185	352.46	52.47	180.52	232.99	585.45	39.8%
FREEPORT	7,879	280.31	97.06	32.59	129.65	409.96	31.6%
GORHAM	16,381	450.24	38.16	157.44	195.60	645.84	30.3%
HARRISON	2,730	214.27	45.77	-	45.77	260.04	17.6%
HOLLIS	4,281	185.64	-	52.80	52.80	238.44	22.1%
LIMERICK	2,892	241.10	19.99	-	19.99	261.09	7.7%
LIMINGTON	3,713	300.68	13.37	-	13.37	314.05	4.3%
LIVERMORE FALLS	3,187	99.52	24.46	-	24.46	123.98	19.7%
LYMAN	4,344	237.35	46.35	-	46.35	283.70	16.3%
NORTH HAVEN	355	55.95	26.53	-	26.53	82.48	32.2%
NORTH YARMOUTH	3,565	118.18	-	63.18	63.18	181.36	34.8%
PARSONSFIELD	1,898	136.59	-	11.85	11.85	148.44	8.0%
PORTLAND	66,194	1,660.98	221.53	741.45	962.98	2,623.96	36.7%
POWNA	1,474	39.43	-	24.83	24.83	64.26	38.6%
SACO	18,482	955.76	21.06	272.13	293.19	1,248.95	23.5%
SCARBOROUGH	18,919	1,115.95	119.65	324.12	443.77	1,559.72	28.5%
SOUTH PORTLAND	25,002	985.01	35.18	350.24	385.42	1,370.43	28.1%
STANDISH	9,874	572.12	101.16	-	101.16	673.28	15.0%
TRI-TOWN	4,643	296.01	28.91	-	28.91	324.92	8.9%
WATERBORO	7,693	370.90	74.83	-	74.83	445.73	16.8%
WINDHAM	17,001	424.33	31.48	221.80	253.28	677.61	37.4%
YARMOUTH	8,349	334.66	170.50	31.73	202.23	536.89	37.7%
Grand Total:		11,014.55	1,580.88	2,605.79	4,186.67	15,201.22	27.5%

Recycling Percent by Origin



Education and Outreach Data for **FY17**

Yellow highlights indicate current projections

Program	Jul	Aug	Sep	Oct	Nov	Dec	Jan	Feb	Mar	Apr	May	Jun	FY17 Total
Tours	164	105	31	282	60								642
Presentations	130			25									155
Events/Other	100	495	550										1145
Totals	394	600	581	307	60								1942

Education and Outreach Data for **FY16**

Program	Jul	Aug	Sep	Oct	Nov	Dec	Jan	Feb	Mar	Apr	May	Jun	FY16 Total
Tours	182	77	220	125	133	67	21	59	178	270	75	37	1444
Presentations	48	24	120	511	247	138	244	300	430	440	1156	165	3823
Events/Other	187	347	461	145	8	32	116	375	152	323	171	370	2687
Totals	417	448	801	781	388	237	381	734	760	1033	1402	572	7954

Education and Outreach Data for **FY15**

Program	Jul	Aug	Sep	Oct	Nov	Dec	Jan	Feb	Mar	Apr	May	Jun	FY15 Total
Tours	44	33	186	279	404	115	16	63	120	115	69	93	1537
Presentations	43	58	561	302	257	283	77	514	196	1243	213	87	3834
Events/Other	629	321	158	250	12	0	125	193	254	105	139	229	2415
Totals	716	412	905	831	673	398	218	770	570	1463	421	409	7786

ATTACHMENT C2

FY16 ecomaine School Recycling Grant Contact Sheet

School Name	Status			Impact Summary Excerpts
	Total Award	Paid to date	Final Report	
Dyer Elementary School, South Portland	\$1,750	\$1,750	6/23/16	We weighed the bags of trash at the end of three random lunch sessions (three blocks of two grades each) to get data before the launch. The average weight of the trash produced was 61 pounds, not including the waste from the kitchen. After the launch, we weighed the trash every Friday for 6 weeks and had an average of 6-7 pounds of waste per lunch session, including the trash from the kitchen! That is a significant reduction of material kept from the waste stream!
Gray New-Gloucester High School	\$2,250	\$2,260	6/17/16	Established four committees to design full recycling/composting program for rollout in Fall 2016: Composting Bins Committee: measured the dimensions of existing bins; designed front retaining (wall) gates and roof system; developed a materials list; oversaw the construction of the bins (front and roof) Education Committee: designed posters; organized an education plan How to Compost Committee: researched techniques of composting; created a protocol for recycling in the form of a Powerpoint presentation Recycling Stations Committee: designed and ordered two customized recycling stations; designed and purchased new recycling containers; designed a permanent recycling station; developed a materials list, purchased supplies; helped in the construction of the permanent recycling station
Lafayette Elementary School, Sanford	\$1,400	\$1,231	Projected 10/1/16	Final report deadline extended to Oct. 1 due to finishing of projects at start of school year
Longfellow Elementary School, Portland	\$1,981	\$1,980.77	6/24/16	There was a huge reduction in the amount of items thrown in the waste receptacles. The fall to spring growth results indicate awareness and understanding of how our school Sort-It stations work. In the fall students had a 65% accuracy with what items to recycle, trash or compost, whereas in the spring they had an 89% accuracy.
Margaret Murphy Center for Children, Saco	\$420	\$260	6/10/16	Students are accessing the community through the recycling/garden program on a weekly basis. We are creating relationships with community members and businesses by having students communicate what we need to improve our garden. Students are visiting the recycle center in Saco on a weekly basis and practicing several community awareness and safety skills needed to complete the tasks. Students are learning functional sorting tasks using our ecomaine recycling bins! Every age group in the school is able to participate in both programs in some way.
Memorial Middle School, South Portland	\$2,000	\$1,600	8/22/16	Memorial now sorts landfill, recycling, composting and returnables everyday. The kitchen staff and teacher room also sorts as well. The custodial services have mentioned that they use less than half of the trash bags and we have reduced our daily landfill from roughly 100lbs. per day to roughly 20lbs. per day.
Sanford Jr High School	\$1,500	\$1,500	6/13/16	Blue Tarp Audits were conducted in the fall of 2015 to establish baseline data. In the spring of 2016, after the sorting program was established, we conducted another Blue Tarp Audit with the same three lunch periods. The spring audit showed that garbage bin (trash) had been reduced from 30.8 kilograms to 3.69 kilograms. This represents an 88% reduction by mass from the fall baseline data. This is consistent with the anecdotal data from our head custodian who reports that the amount of trash has been reduced from 6 bags total to 1 bag total per day, which is an 83% reduction.
Skillin School, South Portland	\$2,500	\$2,500	6/20/16	The project with a goal to reduce the waste from our school that goes to our landfills has been successful. We have reduced waste by 2/3, going from filling six 40-gallon bags every day at lunch to filling two 40-gallon bags!
Windham Middle School	\$250	\$250	6/7/16	Unfortunately, we ran out of time to do a second trash sort to collect data. But I can say from being in the cafeteria daily that we gave gone from 2 large bins of trash and a little recycling in one bin(daily at 6th grade lunch) to 2 large bins of recycling and a little bit of trash in one bin!
TOTALS	\$14,311	\$13,332		

NOTE: Items in red indicate unredeemed grant funds.

ATTACHMENT D

Recycling Market Report **FY16**

Month	Element	Plastic				Other						Rec Facilities Total	WTE / Landfill Metal		Total ecomaine	Residue & Revenue Sharing Calc		
		#3-7 & Mixed Ridged	Colored HDPE	No 2 Nat HDPE	No 1 PET	ONP	OCC	Cans	Alum	Loose Metal	Glass		Post Burn	Mined (net of ash)		Tons Residue	Inbound Recycle Inc Tipping Fees*	% Residue
July	Tons	39	22	20	21	2,115	929	92	22	10	220	3,490	410	(24)	3,875	243	3,877	6.28%
	Revenue/Ton	\$7	\$425	\$795	\$270	\$58	\$96	\$125	\$440	\$105	-	\$76	\$46	-\$22	\$74	\$44	\$71.18	
Aug	Tons	60			20	1,963	1,092	43		20	207	3,406	343	-	3,749	261	3,744	6.98%
	Revenue/Ton	\$3	-	-	\$290	\$54	\$96	\$90	-	\$90	-	\$65	\$53	-	\$64	\$44	\$63.52	
Sept	Tons	62	-	18		1,873	769	41	-	14	184	2,961	306	-	3,267	223	3,434	6.49%
	Revenue/Ton	\$12	-	\$510	-	\$54	\$96	\$90	-	\$66	-	\$64	\$26	-	\$60	\$44	\$56.70	
Oct	Tons	42	22		22	1,858	809	82		19	155	3,009	318		3,327	259	3,480	7.44%
	Revenue/Ton	\$15	\$450	-	\$160	\$51	\$96	\$45	-	\$40	-	\$63	\$14	-	\$59	\$44	\$56.19	
Nov	Tons	41		21		1,693	695	42		16	155	2,662	515	-	3,176	237	3,267	7.26%
	Revenue/Ton	\$12	-	\$590	-	\$42	\$96	\$43	-	\$25	-	\$58	0	-	\$48	\$44	\$48.02	
Dec	Tons	87				2,214	801	63		18	184	3,366	349	-	3,715	244	3,873	6.30%
	Revenue/Ton	\$9	\$0	\$0	\$0	\$36	\$91	\$52	\$0	\$50	\$0	\$47	\$0	\$0	\$42	\$44	\$41.67	
Jan	Tons	21	22		22	1,664	778	63		9	168	2,746	443		3,188	302	3,231	9.35%
	Revenue/Ton	\$5	\$445	-	\$160	\$32	\$91	\$63	-	\$50	-	\$52	\$0	-	\$45	\$44	\$45.28	
Feb	Tons	41		22	43	1,331	667	60	18	13	144	2,339	444		2,782	261	2,867	9.12%
	Revenue/Ton	\$10	-	\$530	\$168	\$39	\$90	\$75	\$260	\$50	-	\$60	\$0	-	\$50	\$44	\$50.41	
Mar	Tons	42	19	16	19	1,597	792	60	-	19	169	2,735	483	-	3,219	267	3,270	8.17%
	Revenue/Ton	\$105	\$350	\$585	\$165	\$46	\$91	\$73	-	\$58	-	\$64	\$0	-	\$55	\$44	\$55.08	
April	Tons	82.24		0		1,637	709.84	62.22		14.26	167.31	2,673	165		2,838	262	3,080	8.50%
	Revenue/Ton	\$35	-	-	-	\$59	\$91	\$137	-	\$117	-	\$65	\$11	-	\$62	\$44	\$57.83	
May	Tons	53	21	21	22	1,703	896	43		19	179	2,957	533		3,490	257	3,254	7.90%
	Revenue/Ton	\$49	\$510	\$810	\$188	\$64	\$96	\$147	-	\$92	-	\$80	\$10	-	\$70	\$44	\$74.11	
June	Tons	63			22	1,860	1,074	65		11	182	3,278	295		3,573	272	3,632	7.50%
	Revenue/Ton	\$10	-	-	\$200	\$69	\$101	\$115	-	\$110	-	\$76	\$39	-	\$73	\$44	\$70.13	
	Market Proj	\$ -	\$ 300	\$ 765	\$ 240	\$ 78	\$ 110	\$ 95	\$ 100	\$ -	\$ -	\$ -	\$ 39	\$ -	\$ -	\$ -	\$ -	
YTD	Tons	633	106	117	191	21,509	10,012	716	39	182	2,115	\$35,621	4,603	(24)	40,199	3,089	41,007.96	7.53%
	% Total Tons	2%	0%	0%	1%	60%	28%	2%	0%	1%	6%	100%						
	Revenue	\$14,165	\$46,547	\$74,890	\$37,394	\$1,088,396	\$948,157	\$62,984	\$14,132	\$12,649	\$0	\$2,299,313	\$68,063	\$244	\$2,367,620	\$135,913	\$67,835	
	% Total Revenue	1%	2%	3%	2%	47%	41%	3%	1%	1%	0%	100%						
	Revenue /Ton	\$22	\$437	\$640	\$196	\$51	\$95	\$88	\$358	\$70	\$0	\$64.55	\$15	(\$10)	\$58.90		\$57.72	

* Excludes tip fees from Revenue Share

Volunteer at ecomaine's Annual Open House!



SAVE THE DATE

**Saturday
Sept. 24, 2016
8 a.m. - 11 a.m.**



ecomaine
Recycling Open House

64 Blueberry Rd., Portland, ME, Near Exit 46 just off of outer Congress St.

FREE ▶ **Recycling bins* Breakfast
eWaste collection
Kids' activities Tours
Raffles ... and more!**

*While supplies last

Learn more and online at ecomaine.org or [Facebook.com/ecomaine](https://www.facebook.com/ecomaine).

We are still seeking volunteers to assist with the following:

- ✓ Cook breakfast sandwiches
- ✓ Staff children's activities tables
- ✓ Direct traffic
- ✓ Leading tours

If you are interested in volunteering Saturday, Sept. 24, please email or call Lisa Wolff at wolff@ecomaine.org or 523-3108.