

Handout 1

Freeport Municipal and
Private Subscription Curbside Collection
Comparative

Month	Freeport Municipal Recycling Tons	Freeport Municipal MSW Tons	Pine Tree Private Subscription Recycling Tons	Pine Tree Private Subscription MSW Tons
Mar-2010	38.93	119.88	10.50	17.43
Apr-2010	28.36	115.54	6.13	11.88
May-2010	34.20	122.57	8.74	15.63
Jun-2010	30.83	121.43	7.37	14.53
Jul-2010	39.37	129.70	12.12	18.06
Aug-2010	28.27	143.63	8.97	18.18
Sep-2010	35.14	124.49	7.19	14.13
Oct-2010	28.57	123.05	6.16	12.96
Total	263.67	1,000.29	67.18	122.80

* Freeport Municipal Recycling and MSW tons are the total of all tons posted to the ecomaine Freeport accounts less Pine Tree Waste Private subscriptions deliveries.

* Pine Tree Private Subscription is the service provided by Pine Tree Waste to individual residents of Freeport at a cost of approximately \$26.95 per month for the curbside collection of MSW and/or recycling. This service is paid for by residents; however, the Town of Freeport pays the cost of disposal at ecomaine. Residents opting not to pay for this type of service may bring their recycling and MSW to the Freeport transfer station at no per bag cost.

Sample



Recycling News

Date of release: XX/XX/XX

Contact: Shelley Dunn, Communications Specialist, 207-773-1738

ecomaine is owned by 21 communities, including the Towns of **Bridgton, Casco, and Harrison**

	<u>Local Recycling Rates</u> <u>September 2010</u>	<u>Avoided Waste Disposal Costs</u> <u>September 2010</u>
Bridgton (owner)	19.16%	\$4,608
Casco (owner)	21.17%	\$1,760
Harrison (owner)	15.39%	\$1,240
Naples (member)	21.17%	\$2,154

Recycling rates (above) are based on total tonnage of waste and recycling received by ecomaine.


Waste avoidance cost is based on ecomaine's disposal charge of \$88 per ton.

ecomaine is a nonprofit, municipally owned and operated single-sort recycling facility and waste-to-energy plant.

For more statistical recycling information, go to www.ecomaine.org and click on "Stats, Budget & Annual Report."

2011 eco-Excellence Awards

Honoring local environmental activities



Each one of ecomaine's 39 municipalities may have one of its citizens, businesses, or organizations honored with an eco-Excellence Award. The nomination process is easy, so take a minute to recognize the green activities of someone in your community.

After judges from the **ecomaine** board's Recycling Committee select winners from the municipalities, all the award recipients and their nominators will be invited to a special awards presentation luncheon held in their honor on **Tuesday, March XXX** in Portland. Following the award presentations, one Grand Award winner will be announced, chosen from among all the individual community recipients. *And*, for the first time, one eco-Excellence Business Award will also be presented.

Award criteria are: effectiveness, increasing awareness, community impact, and ease of replication.

Rules:

- *Anyone* may submit a nomination; both self-entry and the nomination of others are encouraged.
- Award recipients may be individuals, groups, businesses, or organizations.
- All green activities or efforts are eligible and welcome – regardless of size or scope.
- The activity/effort must have occurred in 2010 or be on-going.
- There are no age restrictions.
- Nominees must live in or work in the municipality for which the award will be given.

Entries Due: Friday, February XXX

Eligible communities:

Andover	Cumberland	Harpswell	Monmouth	Poland	Scarborough
Baldwin	Falmouth	Hiram	Naples	Porter	South Portland
Bridgton	Freeport	Hollis	North Yarmouth	Portland	Standish
Cape Elizabeth	Gorham	Limington	Ogunquit	Pownal	Waterboro
Casco	Gray	Lyman	Old Orchard Beach	Readfield	Wayne
Cornish	Harrison	Manchester	Parsonsfield	Saco	Windham
				Sanford	Yarmouth

Go to ecomaine.org for more information about past recipients from your community.

If you have questions, please contact Shelley Dunn at 523-3108 or dunn@ecomaine.org.

ecomaine is a non-profit, municipally owned and operated recycling and waste-to-energy operation owned by 21 communities (listed in bold, below).

We also serve another 18 communities (below) through contractual agreements.

ecomaine

2011eco-Excellence Awards

Nomination Form



Honoring a person or group in your community for their environmental activities

Send nomination to: dunn@ecomaine.org, FAX to 207-773-8296, or mail to eco-Excellence Award, ecomaine, 64 Blueberry Road, Portland, ME 04102

By 5:00 pm, February XXXX

1. Nominated for the award from (name of municipality): _____

2. NAME of AWARD NOMINEE (individual or group): _____

Nominee's Phone: _____ E-Mail: _____

Mailing Address: _____

3. NAME of AWARD NOMINATOR: _____

Phone: _____ E-Mail: _____

Mailing Address: _____

4. WRITE a DISCRIPTION USING the AWARD CRITERIA. (You may use additional pages and attachments.)

Recycling is a Work of Art

Enter **ecomaine**'s competition to paint a "silver bullet" recycling container with your own design!



Each metal recycling container provides a space that is 22' 6" x 6' 10" on two sides and 8' x 6' 10" on two sides. It's a big canvas to get your recycling message across, so let your imagination go!




Six winning designs will be chosen by popular vote on-line.

ecomaine will give each winner \$500 for paint supplies and, then, it's up to you and your team to do the painting. The "silver bullet" can be

delivered to your address or you can do the painting on **ecomaine**'s property.

You or at least one member of your team must be a resident of an **ecomaine** affiliated community. For a list of all 40 communities, specifications, rules, and an entry form, visit www.ecomaine.org or contact Missi Labbe at labbe@ecomaine.org. **The entry deadline is Friday, March 4, 2011.**



Recycling is a Work of Art

ecomaine's competition to paint a "silver bullet" recycling container with your own design!

Competition Rules & Other Information

- ✦ A design entry may be made by a person or group; at least one person must be a resident of one of the following **ecomaine** affiliated municipalities:

Andover	Cumberland	Harpswell	Manchester	Poland	Scarborough
Baldwin	Falmouth	Hiram	Monmouth	Porter	South Portland
Bridgton	Freeport	Hollis	Naples	Portland	Standish
Cape Elizabeth	Gorham	Jay	North Yarmouth	Pownal	Waterboro
Casco	Gray	Limington	Ogunquit	Readfield	Wayne
Cornish	Harrison	Lyman	Old Orchard Beach	Saco	Windham
			Parsonsfield	Sanford	Yarmouth
- ✦ Designs must use at least a portion of all four sides of a silver bullet and encourage recycling (reflective of the theme "reduce, reuse and recycle in Maine").
- ✦ Designs must be drawn the official entry diagram (attached). See attached photos for more detail.
- ✦ The four signs with recycling instructions and the "ecomaine" sign must be left in place (not painted).
- ✦ Please note that four small sliding doors exist along the top of the long sides – you may chose to paint these or ignore them; one short side has an indentation for transporting by truck.
- ✦ Entries must be received by **Friday, March 4, 2011** at 5:00 p.m. and can be delivered by e-mail (labbe@ecomaine.org), Fax (207-773-8296), by US mail or in person at 64 Blueberry Road, Portland, 04102.
- ✦ Winners will be announced on Friday, April 8, 2011 and all painting must be completed by Thursday, June 20, 2011.
- ✦ Six winners will be chosen by the public via on-line voting.
- ✦ Each winner will receive \$500 to purchase paint and related supplies.
- ✦ To paint the silver bullets, winners may have ecomaine deliver the silver bullet to their location or may use ecomaine property.
- ✦ Once painted, the silver bullets will be placed randomly among our participating communities and will be moved according to demand for usage.

If you have questions, please contact Business Development Manager Missi Labbe at labbe@ecomaine.org.

ecomaine has the only single-sort recycling facility in Maine; it is a nonprofit, municipally owned and operated organization that also has a waste-to-energy plant and an eco-friendly landfill. Learn more at www.ecomaine.org.




Recycling is a Work of Art


Sliding doors across the tops may be painted or ignored.

Recycling instructional signs may not be painted or removed.

Hinges & latches for one end door.



Indentation on one end (Short Side A).




ecomaine sign on end door (Short Side B).

Hinges & latches for one end door.



QUESTIONS?

Contact Missi Labbe at 523-3141 or labbe@ecomaine.org



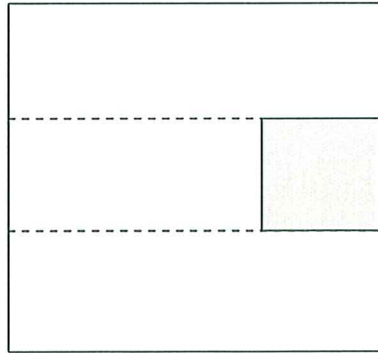
Recycling is a Work of Art

www.ecomaine.org
labbe@ecomaine.org

Draw your design as it would be seen on all four sides of the silver bullet.
Please note that protruding crossbars (shown as dotted lines) can be painted.

ecomaine

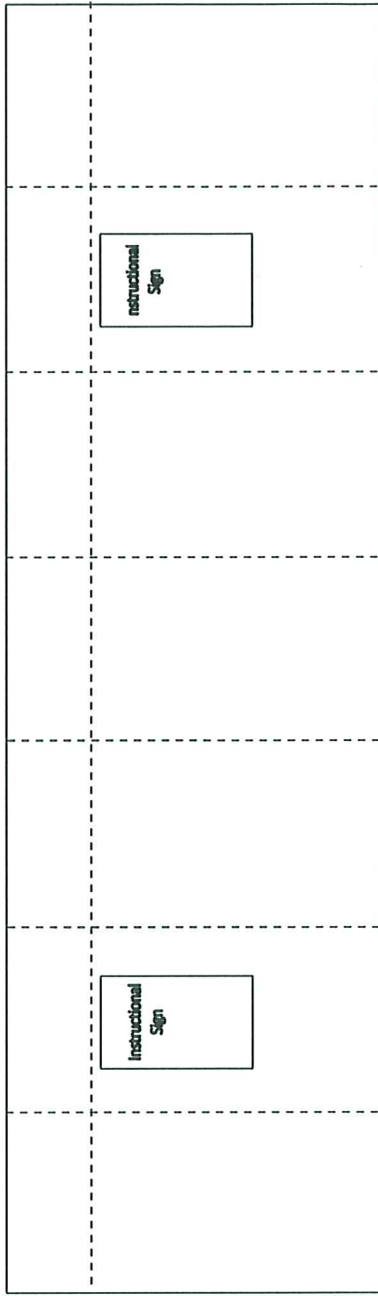
Short Side A



6' 10" High

8' Wide

Long Side A



6' 10" High

22' 6" Long

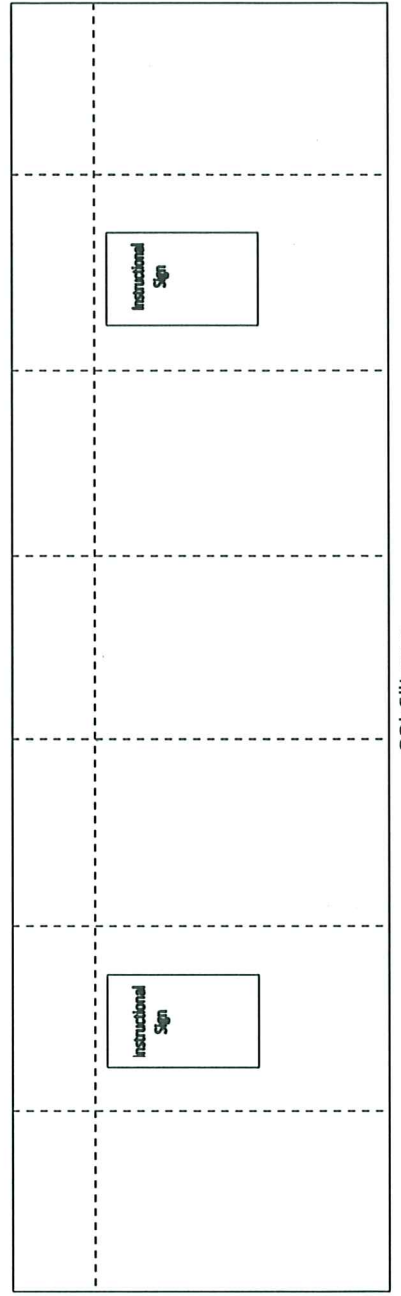
Short Side B



6' 10" High

8' Wide

Long Side B



6' 10" High

22' 6" Long

Fiscal Year Recycling Tons & Revenues 2010-2011

	#8 News		OCC		NATURAL		COLORED		PET		#3-7 MIXED PLASTIC		STEEL CANS		ALUMINUM		LOOSE GLASS		LOOSE METAL/STEEL		Mixed Paper		Post Burn		Monthly Totals		Residue		Net Revenue								
	Tons	Value	Tons	Value	Tons	Value	Tons	Value	Tons	Value	Tons	Value	Tons	Value	Tons	Value	Tons	Value	Tons	Value	Tons	Value	Tons	Value	Tons	Value	Tons	Value	Tons	Value							
July	1587.97	\$113,214	719.75	\$81,085	21.40	\$9,844	0.00	\$0	0.00	\$0	67.14	\$0	54.77	\$9,311	0.00	\$0	192.69	\$0	28.41	\$4,390	0.00	\$0	93.25	\$4,989	2765.38	\$222,832	212.03	\$9,329	212.03	\$7,93%	\$213,503						
		\$71		\$113		\$460		\$0		\$0		\$170		\$170		\$0		\$155		\$54		\$54		\$54													
August	1961.86	\$148,805	755.43	\$86,740	20.86	\$10,534	23.09	\$6,003	41.69	\$10,839	10.64	-\$387	44.47	\$7,560	0.00	\$0	173.20	\$0	0.00	\$0	0.00	\$0	457.17	\$20,041	3488.41	\$290,136	214.90	\$9,456	214.90	\$7.09%	\$280,680						
		\$76		\$115		\$505		\$260		\$260		-\$36		\$170		\$0		\$0		\$0		\$0		\$44													
September	1708.87	\$141,447	635.81	\$79,265	21.93	\$11,408	0.00	\$0	0.00	\$0	0.00	\$0	15.34	\$2,761	0.00	\$0	155.31	\$0	71.38	\$12,546	0.00	\$0	209.03	\$11,183	2817.67	\$258,610	196.53	\$8,647	196.53	\$7.53%	\$249,962						
		\$83		\$125		\$520		\$0		\$0		\$0		\$180		\$0		\$0		\$176		\$0		\$53													
October	1901.02	\$166,496	552.53	\$75,112	0.00	\$0	21.04	\$6,522	42.48	\$11,150	65.72	\$462	59.16	\$9,519	0.00	\$0	131.01	\$0	9.20	\$1,452	0.00	\$0	179.82	\$9,629	2961.98	\$280,342	142.03	\$6,249	142.03	\$5.11%	\$274,093						
		\$88		\$136		\$0		\$310		\$262		\$7		\$161		\$0		\$0		\$158		\$0		\$54													
November																																					
		\$0		\$0		\$0		\$0		\$0		\$0		\$0		\$0		\$0		\$0		\$0		\$0													
December																																					
		\$0		\$0		\$0		\$0		\$0		\$0		\$0		\$0		\$0		\$0		\$0		\$0													
January																																					
		\$0		\$0		\$0		\$0		\$0		\$0		\$0		\$0		\$0		\$0		\$0		\$0													
February																																					
		\$0		\$0		\$0		\$0		\$0		\$0		\$0		\$0		\$0		\$0		\$0		\$0													
March																																					
		\$0		\$0		\$0		\$0		\$0		\$0		\$0		\$0		\$0		\$0		\$0		\$0													
April																																					
		\$0		\$0		\$0		\$0		\$0		\$0		\$0		\$0		\$0		\$0		\$0		\$0													
May																																					
		\$0		\$0		\$0		\$0		\$0		\$0		\$0		\$0		\$0		\$0		\$0		\$0													
June																																					
		\$0		\$0		\$0		\$0		\$0		\$0		\$0		\$0		\$0		\$0		\$0		\$0													
TOTAL TONNAGE			7,159.72	2,663.52	64.19	44.13	84.17	143.50	173.74								652.21	108.99					939.27			12,033.44	765.49										
TOTAL REVENUE		\$	569,962	\$	322,201	\$	31,786	\$	12,526	\$	21,989	\$	75	\$	29,151	\$		\$	18,387	\$		\$	45,842	\$	1,051,950	\$	33,682	\$							\$	1,018,238	

Fiscal Year Recycling Tons & Revenues 2009-2010

	#8 News	OCC	NATURAL	COLORED	PET	#3-7 MIXED PLASTIC	STEEL CANS	ALUMINUM	Loose Glass	LOOSE METAL/STEEL	Mixed Paper	Post Burn	Monthly totals	Percentage of residue based on Monthly totals minus Postburn	Net Revenue
July	Tons 1602.26 Value \$84,539 \$ Per Ton \$53	639.30 \$44,509 \$70	0.00 \$0 \$0	47.33 \$12,757 \$270	25.62 \$4,740 \$185	0.00 \$0 \$0	44.93 \$2,922 \$65	14.68 \$8,372 \$611	96.90 \$0 \$0	8.65 \$952 \$110	0.00 \$0 \$0	68.86 \$399 \$6	2548.53 \$159,779 \$6	100.23 4,410	\$155,369
August	Tons 1502.22 Value \$94,292 \$ Per Ton \$63	636.21 \$41,196 \$65	42.40 \$17,280 \$408	19.90 \$5,771 \$290	20.93 \$4,186 \$200	89.23 \$756 \$8	44.33 \$3,325 \$75	0.00 \$0 \$0	101.64 \$0 \$0	27.59 \$2,471 \$90	0.00 \$0 \$0	73.03 \$805 \$11	2557.48 \$170,082 \$11	89.72 3,684	\$166,398
September	Tons 1558.79 Value \$110,047 \$ Per Ton \$71	648.95 \$53,249 \$82	18.34 \$9,097 \$496	22.13 \$6,750 \$305	22.01 \$3,790 \$172	20.21 \$202 \$10	42.08 \$4,418 \$105	0.00 \$0 \$0	105.05 \$0 \$0	40.20 \$6,375 \$159	0.00 \$0 \$0	213.16 \$6,635 \$31	2690.92 \$200,563 \$31	103.22 4,542	\$196,021
October	Tons 1622.04 Value \$124,242 \$ Per Ton \$77	581.66 \$46,848 \$81	19.44 \$10,229 \$526	21.28 \$7,719 \$363	23.43 \$4,217 \$180	0.00 \$0 \$0	60.35 \$7,952 \$132	11.19 \$8,508 \$760	103.36 \$0 \$0	8.91 \$810 \$91	0.00 \$0 \$0	177.94 \$8,382 \$47	2629.00 \$218,907 \$47	88.78 3,906	\$215,001
November	Tons 1698.81 Value \$133,990 \$ Per Ton \$79	503.11 \$40,156 \$80	20.39 \$10,705 \$525	22.42 \$8,524 \$380	21.08 \$4,005 \$190	43.54 \$1,212 \$28	38.54 \$3,661 \$95	0.00 \$0 \$0	73.68 \$0 \$0	3.70 \$321 \$87	0.00 \$0 \$0	291.96 \$14,369 \$49	2717.23 \$216,935 \$49	94.68 4,166	\$212,769
December	Tons 1746.44 Value \$145,645 \$ Per Ton \$83	535.55 \$42,199 \$79	22.89 \$11,118 \$490	22.19 \$7,012 \$316	0.00 \$0 \$0	21.90 \$219 \$10	62.48 \$7,380 \$118	0.00 \$0 \$0	81.04 \$0 \$0	5.44 \$598 \$108	0.00 \$0 \$0	194.77 \$8,200 \$42	2692.50 \$222,362 \$42	112.14 4,934	\$217,428
January	Tons 1508.50 Value \$122,855 \$ Per Ton \$81	674.02 \$72,263 \$107	22.34 \$11,304 \$506	62.89 \$20,802 \$331	0.00 \$0 \$0	20.03 \$200 \$10	65.46 \$12,765 \$195	0.00 \$0 \$0	83.11 \$0 \$0	8.76 \$1,046 \$110	0.00 \$0 \$0	165.48 \$7,400 \$45	2610.59 \$248,635 \$45	107.65 4,737	\$243,898
February	Tons 1335.55 Value \$111,083 \$ Per Ton \$83	462.56 \$65,237 \$141	21.10 \$10,867 \$515	0.00 \$0 \$0	20.24 \$5,384 \$266	41.69 \$1,070 \$26	41.80 \$8,151 \$195	14.29 \$7,215 \$505	80.19 \$0 \$0	3.85 \$356 \$92	0.00 \$0 \$0	158.07 \$8,588 \$54	2179.34 \$217,949 \$54	82.91 3,648	\$214,301
March	Tons 1738.40 Value 161,460.48 \$ Per Ton \$93	549.11 \$63,321.30 \$175	21.19 \$1,920.22 \$89	-1.08 \$2,788.00 \$470	43.66 \$12,485.56 \$292	20.30 \$203.00 \$10	63.04 \$1,293.20 \$205	0.00 \$0 \$0	122.85 \$0 \$0	10.84 \$1,532.51 \$141	0.00 \$0 \$0	248.65 \$1,331.05 \$54	2816.96 \$313,110 \$54	156.14 6,870	\$306,240
April	Tons 1726.64 Value 147708.69 \$ Per Ton \$86	572.38 \$82,528.00 \$144	20.01 \$12,726.36 \$636	0.00 \$0 \$0	21.77 \$6,245.4 \$350	20.38 \$1,815.20 \$40	10.31 \$2,113.55 \$205	10.45 \$5,277.25 \$505	133.06 \$0 \$0	71.44 \$1,409.80 \$197	0.00 \$0 \$0	180.97 \$1,041.83 \$58	2767.41 \$283,305 \$58	238.05 10,474	\$272,831
May	Tons 1464.61 Value 126515.23 \$ Per Ton \$86	579.04 \$80,149.33 \$138	21.49 \$12,894.00 \$600	22.38 \$12,980.40 \$580	20.66 \$6,404.60 \$310	23.04 \$921.60 \$40	0.00 \$0 \$0	0.00 \$0 \$0	124.78 \$0 \$0	55.74 \$713.83 \$156	0.00 \$0 \$0	180.68 \$1,006.39 \$56	2492.42 \$258,641 \$56	141.86 6,242	\$252,400
June	Tons 2024.13 Value 140070.84 \$ Per Ton \$69	722.55 \$89,471.40 \$124	21.85 \$13,439.05 \$615	20.81 \$7,075.40 \$340	20.52 \$1,487.70 \$73	39.84 \$894.54 \$22	21.47 \$3,649.90 \$170	0.00 \$0 \$0	157.45 \$0 \$0	53.47 \$807.87 \$151	0.00 \$0 \$0	98.11 \$552.67 \$57	3180.20 \$269,720 \$57	198.78 8,746	\$260,974
TOTAL TONNAGE	19,528.39	7,104.44	251.24	260.25	239.92	340.16	494.79	50.61	1,263.11	298.59	-	2,051.08	31,882.58	1,508.16	\$ 2,713,631
TOTAL REVENUE	\$ 1,502,438	\$ 754,127	\$ 131,478	\$ 92,178	\$ 54,588	\$ 6,494	\$ 69,261	\$ 29,972	\$ -	\$ 45,343	\$ -	\$ 94,111	\$ 2,779,990	\$ 66,359	

Handout 6

ecomaine
RECYCLING TOTALS

	1991/92	1992/93	1993/94	1994/95	1995/96	1996/97	1997/98	1998/99	1999/00	2000/01	2001/02	2002/03	2003/04	2004/05	2005/06	2006/07	2007/08	2008/09	2009/10	2010/11
July	287.96	323.48	496.67	533.59	593.37	667.46	666.77	732.22	1,085.76	1,174.28	1,439.83	1,392.49	1,670.01	1,536.03	1,801.55	1,963.92	2,212.79	2,776.35	2,745.86	3,211.52
YTD	287.96	323.48	496.67	533.59	593.37	667.46	666.77	732.22	1,085.76	1,174.28	1,439.83	1,392.49	1,670.01	1,536.03	1,801.55	1,963.92	2,212.79	2,776.35	2,745.86	3,211.52
August	283.48	349.92	507.49	632.76	669.37	716.80	631.03	681.37	1,160.65	1,335.45	1,549.36	1,380.26	1,611.16	1,725.95	2,157.27	2,285.15	2,394.69	2,729.66	2,605.20	3,219.21
YTD	571.44	673.40	1004.16	1166.35	1262.74	1,384.26	1,297.80	1,413.59	2,246.41	2,509.73	2,989.19	2,772.75	3,281.17	3,261.98	3,958.82	4,249.07	4,607.48	5,506.01	5,349.06	6,430.73
September	281.94	374.41	546.27	606.30	660.45	682.07	741.43	827.63	1,175.35	1,217.37	1,474.21	1,420.08	1,836.76	1,742.24	2,117.62	2,078.68	2,045.61	2,868.29	2,718.77	3,097.71
YTD	853.38	1047.81	1550.43	1772.65	1923.19	2,066.33	2,039.23	2,241.22	3,421.76	3,727.10	4,463.40	4,192.83	5,117.93	5,004.22	6,076.44	6,327.75	6,653.09	8,374.30	8,067.83	9,528.44
October	325.51	339.49	516.48	608.88	677.03	730.60	693.07	772.33	1,013.54	1,290.35	1,998.15	1,667.28	1,800.58	1,593.15	1,993.01	2,294.74	2,357.24	2,783.06	2,796.23	3,015.68
YTD	1178.89	1387.30	2066.91	2381.53	2600.22	2,796.93	2,732.30	3,013.55	4,435.30	5,017.45	6,461.55	5,860.11	6,918.51	6,597.37	8,069.45	8,622.49	9,010.33	11,157.36	10,864.06	12,544.12
November	281.68	337.00	543.15	626.32	688.18	688.07	621.13	824.11	1,146.92	1,316.17	1,750.31	1,596.47	1,483.24	1,744.19	2,198.55	2,277.91	2,256.00	2,333.81	2,662.58	2,662.58
YTD	1460.57	1724.30	2610.06	3007.85	3288.40	3,485.00	3,353.43	3,837.66	5,582.22	6,333.62	8,211.86	7,456.58	8,401.75	8,341.56	10,268.00	10,900.40	11,266.33	13,491.17	13,526.64	12,544.12
December	321.02	388.94	514.09	599.10	683.42	806.53	795.31	834.70	1,178.45	1,341.32	1,764.33	1,841.63	1,919.08	1,936.94	2,256.75	2,166.13	2,362.55	2,937.11	3,158.21	0.00
YTD	1781.59	2113.24	3124.15	3606.95	3971.82	4,291.53	4,148.74	4,672.36	6,760.67	9,076.19	9,298.21	9,298.21	10,320.83	10,278.50	12,524.75	13,066.53	13,628.88	16,428.28	16,684.85	12,544.12
January	271.05	359.99	444.28	557.29	608.08	632.55	606.67	673.01	909.51	1,367.61	1,707.27	1,765.43	1,467.16	1,657.08	2,114.52	2,068.29	2,564.76	2,441.23	2,685.89	0.00
YTD	2052.64	2473.23	3568.43	4164.24	4579.90	4,924.08	4,755.41	5,345.37	7,670.18	9,042.55	11,683.46	11,063.64	11,787.99	11,935.58	14,639.27	15,134.82	16,193.64	18,869.51	19,370.74	12,544.12
February	244.13	310.62	464.59	451.68	523.30	619.28	605.88	616.02	945.88	1,084.71	1,547.84	1,395.61	1,394.75	1,497.44	1,689.38	1,633.72	2,139.22	2,078.44	2,286.95	0.00
YTD	2296.77	2783.85	4033.02	4615.92	5103.20	5,543.36	5,361.29	5,961.39	8,616.06	10,127.26	13,231.30	12,459.25	13,182.74	13,433.02	16,328.65	16,768.54	18,332.86	20,947.95	21,657.69	12,544.12
March	275.97	436.63	512.53	570.16	584.39	616.62	671.88	751.34	1,062.77	1,098.41	1,459.30	1,572.04	1,629.24	1,774.99	2,016.88	1,823.79	2,258.34	2,354.49	2,907.84	0.00
YTD	2572.74	3220.48	4545.55	5186.08	5687.59	6,159.98	6,033.17	6,712.73	9,678.83	11,225.67	14,690.60	14,031.29	14,811.98	15,208.01	18,345.53	18,592.33	20,591.20	23,302.44	24,565.53	12,544.12
April	319.29	517.14	549.15	538.63	667.71	676.79	671.45	752.00	1,000.57	1,220.48	1,638.89	1,710.90	1,524.35	1,627.25	1,831.65	1,871.62	2,363.75	2,395.67	2,875.88	0.00
YTD	2892.03	3737.62	5094.70	5724.71	6355.30	6,836.77	6,704.62	7,464.73	10,679.40	12,446.15	16,329.49	15,742.19	16,336.33	16,835.26	20,177.18	20,463.95	22,954.95	25,698.11	27,441.41	12,544.12
May	315.59	488.88	547.91	671.66	698.84	639.03	707.09	765.11	1,193.95	1,311.08	1,714.14	1,732.85	1,576.35	1,877.96	2,224.46	2,279.00	2,516.52	2,279.50	2,791.10	0.00
YTD	3207.62	4226.50	5642.61	6396.37	7054.14	7,475.80	7,411.71	8,229.84	11,873.35	13,757.23	18,043.63	17,475.04	17,912.68	18,713.22	22,401.64	22,742.95	25,471.47	27,977.61	30,232.51	12,544.12
June	352.14	523.69	583.87	654.97	624.78	660.55	752.80	807.31	1,234.16	1,348.20	1,453.10	1,783.82	1,683.84	2,020.91	2,207.89	2,140.94	2,459.61	2,727.78	3,167.65	0.00
Total	3,559.76	4,750.19	6,226.48	7,051.34	7,678.92	8,136.35	8,164.51	9,037.15	13,107.51	15,105.43	19,496.73	19,258.86	19,596.52	20,734.13	24,609.53	24,883.89	27,931.08	30,705.39	33,400.16	12,544.12

Projection based on: