



Owner Communities

Bridgton
Cape Elizabeth
Casco
Cumberland
Falmouth
Freeport
Gorham
Gray
Harrison
Hollis
Limington
Lyman
North Yarmouth
Ogunquit
Portland
Pownal
Scarborough
South Portland
Waterboro
Windham
Yarmouth

Associate Members

Baldwin
Hiram
Naples
Parsonsfield
Porter
Saco
Standish

Contract Members

Andover
Cornish
Eliot
Greenland, NH
Harpswell
Jay
Livermore Falls
Manchester
Monmouth
Newington, NH
North Haven
Old Orchard Beach
Poland
Readfield
Sanford
Wayne

DATE: January 18, 2012
TO: Chairman and Members of the Board
FROM: Kevin H. Roche, General Manager
SUBJECT: Agenda for the January 25, 2012 Recycling Committee Meeting

There is a meeting of the **ecomaine** Recycling Committee scheduled for Wednesday, January 25, 2012 at 4:00PM. The agenda for this meeting is as follows:

1. Review and approval of the 11/30/11 minutes (*Attachment A*)
2. eco-Excellence Award Update (*Attachment B*)
3. Recycling Updates:
 - Market Report
 - Tonnage reports (*Attachments C & D*)
 - Revenue and expense report (*Attachment E*)
 - Outreach and tour report
 - Website analytics (*Attachment F*)
 - Catalog Choice Update (*Attachment G*)
4. Other
5. Future Meetings
 - Executive Committee Meeting: February 16th (Thursday) @ 4:00PM.
 - Recycling Committee Meeting: February 22nd (Wednesday) @ 4:00PM.
 - Eco-excellence Awards: March 7th (Wednesday) from 10:00AM to 1:00PM.
 - Full Board Meeting: March 15th (Thursday) @ 4:00PM.
 - Audit Committee Meeting: March 22nd (Thursday) @ 3:00PM.
 - Budget Workshop and Finance Committee Meeting: March 22nd (Thursday) @ 4:00PM.
 - Recycling Committee Meeting: March 28th (Wednesday) @ 4:00PM.
 - Full Board Meeting: April 19th (Thursday) @ 4:00PM.
 - Recycling Committee Meeting: April 25th (Wednesday) @ 4:00PM.
 - Finance Committee Meeting: May 17th (Thursday) @ 2:30PM.
 - Executive Committee Meeting: May 17th (Thursday) @ 4:00PM.
 - Recycling Committee Meeting: May 23rd (Wednesday) @ 4:00PM.
 - Annual Meeting: June 14th (Thursday) @ 11:30AM

The Board of Directors may wish to go into Executive Session for any of the above items under Section 405 of Title 1 of the Maine Revised Statutes ([per the following legislative website: http://janus.state.me.us/legis/statutes/1/title1ch13sec0.html](http://janus.state.me.us/legis/statutes/1/title1ch13sec0.html).)

DATE: December 1, 2011
TO: Recycling Committee
FROM: Kevin H. Roche, General Manager
SUBJECT: Minutes of 11/30/11 **ecomaine** Recycling Committee Meeting

Owner Communities

Bridgton
Cape Elizabeth
Casco
Cumberland
Falmouth
Freeport
Gorham
Gray
Harrison
Hollis
Limington
Lyman
North Yarmouth
Ogunquit
Portland
Pownal
Scarborough
South Portland
Waterboro
Windham
Yarmouth

The **ecomaine** Recycling Committee met on Wednesday, November 30, 2011, at the Waste-to-Energy facility.

There were six (6) items on the Agenda:

- 1) Review and approval of the 10/26/11 Minutes
- 2) Revenue Share Update
- 3) Mercury Added Lamp Recycling Symposium Update
- 4) Silver Bullet Painting Contest
- 5) Recycling Updates
- 6) Other

Item #1 – Approval of the October 26, 2011 Recycling Committee Meeting Minutes

A motion to accept the minutes was made by Mr. Miller and seconded by Mr. Brobst. The minutes were approved unanimously.

Item #2 – Revenue Share Update

Mr. Roche provided a review of previous discussions and Ms. Labbe went over additional responses received from the Revenue Share Questionnaire previously sent to all Board members. The Committee discussed the responses. Mr. Brobst made a motion:

*The Recycling Committee continues to strongly support the revenue-share concept and believes that this strategy will increase recycling at **ecomaine** and will help to further achieve our organizational goals. In addition, the revenue-share strategy recommended by the committee will be considered as the board deliberates how best to utilize surplus recycling revenue, on an annual basis.*

Mr. Moon seconded the motion. Further discussion was held and the Committee voted unanimously to put forth the motion and refer the revenue share program back to the Finance Committee for further consideration.

Item #3 – Mercury Added Lamp Recycling Symposium Update

Ms. Labbe updated the Committee on the upcoming symposium. Public Works Directors, Transfer Station Managers and town officials were invited to attend a meeting to be held at **ecomaine** to hear speakers and learn about the NEMA sponsored Mercury added lamp recycling program. Attendees will have an opportunity to register for the program at the event being held on December 15, 2011 at 9:00AM.

Associate Members

Baldwin
Hiram
Naples
Parsonsfield
Porter
Saco
Standish

Contract Members

Andover
Cornish
Eliot
Greenland, NH
Harswell
Jay
Livermore Falls
Manchester
Monmouth
Newington, NH
North Haven
Old Orchard Beach
Poland
Readfield
Sanford
Wayne

Item #4 – Silver Bullet Painting Contest

Ms. Labbe reviewed the 2011 silver bullet painting contest results. The Committee was asked to consider whether to hold the contest again in 2012. As part of the 2011 contest, two silver bullets were painted and **ecomaine** received a lot of good feedback and positive press from the contest. Mr. Brobst made a motion, Mr. Van Gaasbeek seconded the motion and the Committee voted unanimously to move forward with the 2012 Silver Bullet Painting Contest. Staff will develop the criteria for the contest and provide additional details at a future meeting.

Item #5 – Recycling Updates

Current Market Conditions

Mr. Roche updated the Committee on current conditions of the recycling commodities markets and material movement.

Tonnage and Marketing Reports

Ms. Labbe went over current recycling tonnage for October, 2011, which was 2811 tons.

Revenue and Expense Report

Ms. Labbe reviewed the revenue and expense reports for October, 2011.

Website Analytics

Ms. Dunn reviewed recent website traffic and statistics.

Outreach and Tour Report

Ms. Labbe updated the Committee on the number of tours done in October and the outreach conducted.

Catalog Choice Report

Ms. Dunn provided a handout and updated the Committee on the current status of Catalog Choice memberships. Currently, 156 households and businesses have taken advantage of this free registry designed to reduce unwanted mail.

Item #6 – Other

eco-Excellence Nominations

Ms. Dunn reminded the Committee that nominations are being sought for the 2012 eco-Excellence awards. Nominations are due by January 20, 2012. Nomination forms are available on the **ecomaine** website.

Ms. Labbe reminded the Committee that there was no meeting scheduled for December, 2011. The next Recycling Committee Meeting is scheduled for January 25, 2012 at 4:00PM.

PRESENT:

S. Bernier
R. Brobst
S. McGinty
J. Miller
T. Moon
L. Van Gaasbeek

ABSENT:

D. Doughty
B. Rodden
T. Wagner

Staff: Kevin Roche, Shelley Dunn, and Missi Labbe.

2012 eco-Excellence Awards

Update

Honoring a person, group or business in your community for their environmental activities



Nomination deadline: Friday, January 20, 5:00 p.m.

Judges: Sarah Bernier, Susan McGinty, Travis Wagner

Judging Date: Wednesday, January 25

Awards Luncheon: Wednesday, March 7

Update (January 18, 2012)

- Nominations received from eight communities:
Cape Elizabeth, Jay, Ogunquit, Portland, Scarborough, South Portland, Standish, and Waterboro
- Nominations promised from three communities:
Falmouth, Freeport, and Yarmouth
- No nominations from 32 communities

2012 Requests for entries and information packets sent to:

- 43+ business organizations/trade associations/fraternal organizations
- 47+ individual businesses
- Sun Rise Guide
- Former winners and their nominators
- Government agencies
- 43 communities via their employees and elected officials (at least twice)
- All local newspapers and TV stations
- All board members

Comparative Data from previous years:

2011 Participating communities (owner-communities in **bold**):

Bridgton	Gorham	Old Orchard Beach	Sanford
Cape Elizabeth	Gray	Parsonsfield	Scarborough
Casco	Gray	Portland	South Portland
Cornish	Harpswell	Pownal	Standish
Falmouth	Hollis	Readfield	Windham
Freeport	Jay	Saco	Yarmouth
	Monmouth		

<u>Date</u>	<u>Municipalities</u>	<u>Framed Awards</u>	<u>Attendance</u>
3/16/06	11	12	N/A*
4/24/07	21	21	35
3/18/08	26	31	90
3/24/09	30	33	90
3/16/10	35	38	108
3/22/11	24	41	100+

2012 eco-Excellence Awards

Honoring local environmental activities



Each of ecomaine's 43 municipalities may have one of its citizens, organizations &/or businesses honored with an eco-Excellence Award. The nomination process is easy, so it only takes a minute to recognize the green activities of someone in your community.

A nomination form has been attached for your use.
Entry Deadline: Friday, January 20th

After judges from the **ecomaine** board's Recycling Committee select winners from municipalities, all the award recipients and their nominators will be invited to a special awards presentation luncheon held in their honor on Wednesday, March 7 in Portland. *Following the award presentations, one Community Grand Award winner and, one Grand Business Award winner will be announced, chosen from among all municipal winners.*

Award criteria are: effectiveness, increasing awareness, community impact, and ease of replication.

Rules:

- Any person or organization may submit a nomination; both self-entry and the nomination of others are encouraged.
- Award recipients may be individuals, groups, businesses, or organizations.
- All green activities or efforts are eligible and welcome – regardless of size or scope.
- The activity/effort must have occurred in 2011 or be on-going.
- There are no age restrictions.
- Nominees must live in, work in, or be located in the municipality for which the award will be given.

Eligible communities:

- | | | | | | |
|-----------------------|-----------------|------------------|-----------------------|-----------------|-----------------------|
| Andover | Eliot | Hiram | Monmouth | Parsonsfield | Sanford |
| Baldwin | Falmouth | Hollis | Naples | Poland | Scarborough |
| Bridgton | Freeport | Jay | Newington (NH) | Porter | South Portland |
| Cape Elizabeth | Gorham | Limington | North Haven | Portland | Standish |
| Casco | Gray | Livernore Falls | North Yarmouth | Pownal | Waterboro |
| Cornish | Harpowell | Lyman | Ogunquit | Readfield | Wayne |
| Cumberland | Harrison | Manchester | Old Orchard Beach | Saco | Windham |
| | | | | | Yarmouth |

Go to www.ecomaine.org for more information about past recipients from your community.

If you have questions, please contact Shelley Dunn at 523-3108 or dunn@ecomaine.org.



ecomaine is a non-profit, municipally owned and operated recycling and waste-to-energy operation owned by 21 communities (listed in bold, below). An additional 22 communities are served through contractual agreements.

2012 eco-Excellence Awards

Nomination Form



Honoring a person, group or business in your community for their environmental activities

Send nomination to: dunn@ecomaine.org, FAX to 207-773-8296, or mail to eco-Excellence Award, ecomaine, 64 Blueberry Road, Portland, ME 04102

By 5:00 pm, Friday, January 20th

1. Nominated for the Award From (name of municipality): _____

2. NAME of AWARD NOMINEE (individual, group, business): _____

Nominee's Phone: _____ E-Mail: _____

Mailing Address: _____

3. NAME of AWARD NOMINATOR: _____

Phone: _____ E-Mail: _____

Mailing Address: _____

4. WRITE a DISCRIPTION (refer to the award criteria; you may use additional pages and attachments):

ecomaine
RECYCLING TOTALS

	1991/92	1992/93	1993/94	1994/95	1995/96	1996/97	1997/98	1998/99	1999/00	2000/01	2001/02	2002/03	2003/04	2004/05	2005/06	2006/07	2007/08	2008/09	2009/10	2010/11	2011/12
July	287.96	323.48	496.67	533.59	593.37	667.46	666.77	732.22	1,085.76	1,174.28	1,439.83	1,392.49	1,670.01	1,536.03	1,801.55	1,963.92	2,212.79	2,776.35	2,743.86	3,211.52	2,946.80
YTD	287.96	323.48	496.67	533.59	593.37	667.46	666.77	732.22	1,085.76	1,174.28	1,439.83	1,392.49	1,670.01	1,536.03	1,801.55	1,963.92	2,212.79	2,776.35	2,743.86	3,211.52	2,946.80
August	283.48	349.92	507.49	632.76	669.37	716.80	631.03	681.37	1,160.65	1,335.45	1,549.36	1,380.26	1,611.16	1,725.95	2,157.27	2,285.15	2,394.69	2,729.66	2,605.20	3,219.21	3,319.24
YTD	571.44	673.40	1004.16	1166.35	1262.74	1,384.26	1,297.80	1,413.59	2,246.41	2,509.73	2,989.19	2,772.75	3,281.17	3,261.98	3,958.82	4,249.07	4,607.48	5,506.01	5,349.06	6,430.73	6,266.04
September	281.94	374.41	546.27	606.30	660.45	682.07	741.43	827.63	1,175.35	1,217.37	1,474.21	1,420.08	1,836.76	1,742.24	2,117.62	2,078.68	2,045.61	2,868.29	2,718.77	3,097.71	3,101.54
YTD	853.38	1047.81	1550.43	1772.65	1923.19	2,066.33	2,039.23	2,241.22	3,421.76	3,727.10	4,463.40	4,192.83	5,117.93	5,004.22	6,076.44	6,327.75	6,653.09	8,374.30	8,067.83	9,528.44	9,367.58
October	325.51	339.49	516.48	608.88	677.03	730.60	693.07	772.33	1,013.54	1,290.35	1,998.15	1,667.28	1,800.58	1,593.15	1,993.01	2,294.74	2,357.24	2,783.06	2,796.23	3,015.68	2,810.94
YTD	1178.89	1387.30	2066.91	2381.53	2600.22	2,796.93	2,732.30	3,013.55	4,435.30	5,017.45	6,461.55	5,860.11	6,918.51	6,597.37	8,069.45	8,622.49	9,010.33	11,157.36	10,864.06	12,544.12	12,178.52
November	281.68	337.00	543.15	626.32	688.18	688.07	621.13	824.11	1,146.92	1,316.17	1,750.31	1,596.47	1,483.24	1,744.19	2,198.55	2,277.91	2,256.00	2,333.81	2,662.58	3,050.05	2,969.77
YTD	1460.57	1724.30	2610.06	3007.85	3288.40	3,485.00	3,353.43	3,837.66	5,582.22	6,333.62	8,211.86	7,456.58	8,401.75	8,341.56	10,268.00	10,900.40	11,266.33	13,491.17	13,526.64	15,594.17	15,148.29
December	321.02	388.94	514.09	599.10	683.42	806.53	795.31	834.70	1,178.45	1,341.32	1,764.33	1,841.63	1,919.08	1,936.94	2,256.75	2,166.13	2,362.55	2,937.11	3,158.21	3,139.40	3,149.78
YTD	1781.59	2113.24	3124.15	3606.95	3971.82	4,291.53	4,148.74	4,672.36	6,760.67	7,674.94	9,976.19	9,298.21	10,320.83	10,278.50	12,524.75	13,066.53	13,628.88	16,428.28	16,684.85	18,733.57	18,298.07
January	271.05	359.99	444.28	557.29	608.08	632.55	606.67	673.01	909.51	1,367.61	1,707.27	1,765.43	1,467.16	1,657.08	2,114.52	2,068.29	2,564.76	2,441.23	2,685.89	2,572.04	
YTD	2052.64	2473.23	3568.43	4164.24	4579.90	4,924.08	4,755.41	5,345.37	7,670.18	9,042.55	11,683.46	11,063.64	11,787.99	11,935.58	14,639.27	15,134.82	16,193.64	18,869.51	19,370.74	21,305.61	18,298.07
February	244.13	310.62	464.59	451.68	523.30	619.28	605.88	616.02	945.88	1,084.71	1,547.84	1,395.61	1,394.75	1,497.44	1,689.38	1,633.72	2,139.22	2,078.44	2,286.95	2,330.20	
YTD	2296.77	2783.85	4033.02	4615.92	5103.20	5,543.36	5,361.29	5,961.39	8,616.06	10,127.26	13,231.30	12,459.25	13,182.74	13,433.02	16,328.65	16,768.54	18,332.86	20,947.95	21,657.69	23,635.81	18,298.07
March	275.97	436.63	512.53	570.16	584.39	616.62	671.88	751.34	1,062.77	1,098.41	1,459.30	1,572.04	1,629.24	1,774.99	2,016.88	1,823.79	2,258.34	2,354.49	2,907.84	2,934.57	
YTD	2572.74	3220.48	4545.55	5186.08	5687.59	6,159.98	6,033.17	6,712.73	9,678.83	11,225.67	14,690.60	14,031.29	14,811.98	15,208.01	18,345.53	18,592.33	20,591.20	23,302.44	24,565.53	26,570.38	18,298.07
April	319.29	517.14	549.15	538.63	667.71	676.79	671.45	752.00	1,000.57	1,220.48	1,638.89	1,710.90	1,524.35	1,627.25	1,831.65	1,871.62	2,363.75	2,395.67	2,875.88	2,694.71	
YTD	2892.03	3737.62	5094.70	5724.71	6355.30	6,836.77	6,704.62	7,464.73	10,679.40	12,446.15	16,329.49	15,742.19	16,336.33	16,835.26	20,177.18	20,463.95	22,954.95	25,698.11	27,441.41	29,265.09	18,298.07
May	315.59	488.88	547.91	671.66	698.84	639.03	707.09	765.11	1,193.95	1,311.08	1,714.14	1,732.85	1,576.35	1,877.96	2,224.46	2,279.00	2,516.52	2,279.50	2,791.10	3,055.45	
YTD	3207.62	4226.50	5642.61	6396.37	7054.14	7,475.80	7,411.71	8,229.84	11,873.35	13,757.23	18,043.63	17,475.04	17,912.68	18,713.22	22,401.64	22,742.95	25,471.47	27,977.61	30,232.51	32,320.54	18,298.07
June	352.14	523.69	583.87	654.97	624.78	660.55	752.80	807.31	1,234.16	1,348.20	1,453.10	1,783.82	1,683.84	2,020.91	2,207.89	2,140.94	2,459.61	2,727.78	3,167.65	3,236.38	
Total	3,559.76	4,750.19	6,226.48	7,051.34	7,678.92	8,136.35	8,164.51	9,037.15	13,107.51	15,105.43	19,496.73	19,258.86	19,596.52	20,734.13	24,609.53	24,883.89	27,931.08	30,705.39	33,400.16	35,556.92	18,298.07

Projected year end total 35,457.89

**ecomaine Neighborhood Recycling Monthly Totals For
December 01, 2011 Through December 31, 2011**

	Pop.	Town Tons- MSW Month	Town Tons-Rec Drop-off - Month	Town Tons-Rec Curb- month	Town Tons-Rec Monthly Total	Town MSW + Rec Monthly Total	Town % Rec Month
Bridgton	5,516	153.83	39.26		39.26	193.09	20.33%
Cape Elizabeth	8,806	224.71	106.40		106.40	331.11	32.13%
Casco	3,816	69.31	15.41		15.41	84.72	18.19%
Cumberland	7,627	105.27		76.61	76.61	181.88	42.12%
Falmouth	10,823	190.88	35.18	107.45	142.63	333.51	42.77%
Freeport	8,304	129.44	52.01		52.01	181.45	28.66%
Gorham	15,709	180.88	18.84	101.82	120.66	301.54	40.01%
Harrison	2,448	57.40	12.97		12.97	70.37	18.43%
Hollis	4,630	86.89		25.56	25.56	112.45	22.73%
Limington	3,897	132.58	9.24		9.24	141.82	6.52%
Livermore Falls	3,129	49.71	13.50		13.50	63.21	21.36%
Lyman	4,231	85.68	19.69		19.69	105.37	18.69%
Naples	3,720	84.66	18.84		18.84	103.50	18.20%
No. Yarmouth	3,596	50.88		38.85	38.85	89.73	43.30%
Ogunquit	1,256	42.99	24.54		24.54	67.53	36.34%
Parsonsfield	1,730	47.50		5.96	5.96	53.46	11.15%
Portland	63,008	797.51	92.54	449.96	542.50	1340.01	40.48%
Pownal	1,630	17.34		15.79	15.79	33.13	47.66%
Saco	18,204	396.51	13.10	143.81	156.91	553.42	28.35%
Scarborough	19,239	435.86	67.89	172.42	240.31	676.17	35.54%
S. Portland	23,976	544.13	24.85	187.49	212.34	756.47	28.07%
Standish	9,988	253.80	42.85		42.85	296.65	14.44%
Tri-Town	4,462	143.97	17.95		17.95	161.92	11.09%
Waterboro	7,315	136.22	37.99		37.99	174.21	21.81%
Windham	16,901	160.52	11.37	143.76	155.13	315.65	49.15%
Yarmouth	8,142	187.83	86.02		86.02	273.85	31.41%
	262,103	4,766.30	760.44	1,469.48	2,229.92	6,996.22	31.87%

**ecomaine Neighborhood Recycling Year to Date Totals For
July 1, 2011 Through December 31, 2011**

Town	Town Tons-MSW To Date	Town Tons-Rec Drop off To Date	Town Tons-Rec Curb To Date	Town Tons-Rec Total To Date	Town Total MSW+Rec	Town % Rec To Date
Bridgton	1278.50	327.93	0.00	327.93	1606.43	20.41%
Cape Elizabeth	1406.65	607.74	0.00	607.74	2014.39	30.17%
Casco	491.37	107.21	0.00	107.21	598.58	17.91%
Cumberland	778.27	0.00	429.32	429.32	1207.59	35.55%
Falmouth	1115.34	227.15	550.77	777.92	1893.26	41.09%
Freeport	849.57	308.36	0.00	308.36	1157.93	26.63%
Gorham	1099.89	124.16	555.64	679.80	1779.69	38.20%
Harrison	501.50	106.45	0.00	106.45	607.95	17.51%
Hollis	496.95	0.00	161.87	161.87	658.82	24.57%
Limington	821.88	58.39	0.00	58.39	880.27	6.63%
Livermore Falls	370.64	81.77	0.00	81.77	452.41	18.07%
Lyman	591.26	132.40	0.00	132.40	723.66	18.30%
Naples	594.27	131.03	0.00	131.03	725.30	18.07%
No. Yarmouth	297.13	0.00	211.02	211.02	508.15	41.53%
Ogunquit	363.76	183.10	0.00	183.10	546.86	33.48%
Parsonsfield	391.87	0.00	40.30	40.30	432.17	9.33%
Portland	4884.45	645.68	2298.55	2944.23	7828.68	37.61%
Pownal	92.65	0.00	75.16	75.16	167.81	44.79%
Saco	2628.73	68.71	834.74	903.45	3532.18	25.58%
Scarborough	2844.43	344.74	1007.55	1352.29	4196.72	32.22%
S. Portland	3242.26	145.67	1029.16	1174.83	4417.09	26.60%
Standish	1640.94	291.36	0.00	291.36	1932.30	15.08%
Tri-Town	828.66	69.62	0.00	69.62	898.28	7.75%
Waterboro	941.41	231.79	0.00	231.79	1173.20	19.76%
Windham	1093.35	62.86	719.66	782.52	1875.87	41.72%
Yarmouth	1201.90	515.72	0.00	515.72	1717.62	30.03%
	30,847.63	4,771.84	7,913.74	12,685.58	43,533.21	29.14%

ecomaine
Statement of Revenue and Expenses - December 2011
\$000's

Attachment E

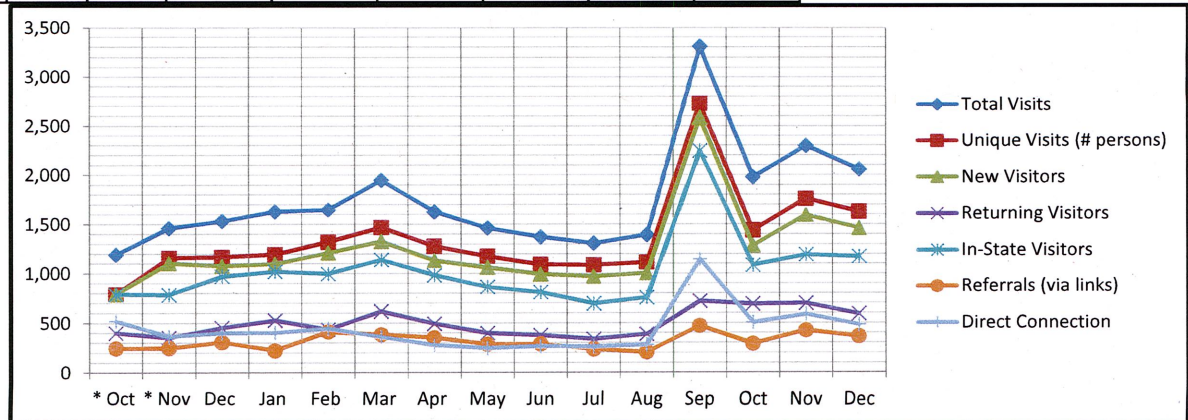
	Month			YTD			Last Year - YTD	
	Actual	Budget	Variance	Actual	Budget	Variance	Actual	Variance
Operating revenues								
Municipal assessments	\$ 370	\$ 370	\$ -	\$ 2,221	\$ 2,221	\$ -	\$ 2,339	\$ (118)
Owners tipping fees	350	353	(4)	2,248	2,121	127	2,305	(57)
Associate tipping fees	74	77	(3)	559	461	98	486	73
Commercial tipping fees	454	478	(24)	2,995	2,867	128	3,002	(7)
Spot market tipping fees	149	170	(21)	1,117	1,020	97	1,180	(63)
Electrical generating revenues	334	337	(3)	2,185	2,092	93	3,521	(1,336)
Sales of recycled goods	257	250	7	2,129	1,500	629	1,731	399
Recycling tipping fees	2	1	1	18	6	12	13	6
Gorham property assessments	8	8	-	50	50	-	55	(5)
Other operating income	7	8	(1)	43	48	(5)	40	3
Total operating revenues	2,005	2,053	(48)	13,564	12,386	1,178	14,671	(1,107)
Operating expenses								
Administrative expenses	185	204	19	1,179	1,246	68	1,191	12
Waste-to-energy operating expenses	605	685	80	3,617	3,957	340	3,726	109
Recycling operating expenses	123	147	24	816	881	65	790	(26)
Landfill/ashfill operating expenses	129	110	(19)	782	782	0	691	(91)
Contingency	-	16	16	-	98	98	1	1
Landfill closure and postclosure care costs	23	-	(23)	139	-	(139)	-	(139)
Post-retirement benefit	3	-	(3)	47	-	(47)	-	(47)
Depreciation & amortization	342	342	(0)	2,050	2,050	(0)	1,950	(100)
Total operating expenses	1,410	1,503	94	8,629	9,014	385	8,349	(280)
Net operating income	595	550	46	4,935	3,372	1,563	6,322	(1,387)
Non-operating income (expense)								
Interest income	4	1	3	22	3	19	14	8
Interest expense	(10)	(11)	.1	(57)	(68)	11	(234)	177
Other Expense	-	-	-	-	-	-	-	-
Net non-operating	(6)	(11)	5	(34)	(65)	30	(220)	186
Total revenue less expenses	\$ 590	\$ 539	\$ 50	\$ 4,901	\$ 3,307	\$ 1,593	\$ 6,102	\$ (1,202)

Website Analytics



	2010 * Oct	2010 * Nov	2010 Dec	2011 Jan	2011 Feb	2011 Mar	2011 Apr	2011 May	2011 Jun	2011 Jul	2011 Aug	2011 Sep	2011 Oct	2011 Nov	2011 Dec
Total Visits	1,189	1,456	1,529	1,626	1,644	1,943	1,624	1,459	1,369	1,307	1,392	3,306	1,977	2,294	2,055
Unique Visits (# persons)	790	1,160	1,169	1,195	1,320	1,467	1,277	1,177	1,093	1,089	1,116	2,729	1,440	1,761	1,630
New Visitors	790	1,104	1,077	1,098	1,210	1,325	1,132	1,062	993	971	1,004	2,585	1,285	1,595	1,461
Returning Visitors	399	352	452	528	434	618	492	397	376	336	388	721	692	699	594
In-State Visitors	786	781	969	1,018	994	1,137	980	861	807	693	755	2,242	1,085	1,194	1,175
Referrals (via links)	246	248	307	224	412	384	353	284	287	235	207	473	291	426	366
Direct Connection	519	362	397	400	443	359	272	243	262	261	279	1,146	506	589	484
Ave. Time On Site (min)	1:51	2:21	2:17	2:25	2:00	2:20	2:10	2:09	2:14	2:10	2:16	2:01	2:41	2:30	2:55
Ave. # Pages Viewed	2.86	3.41	3.35	3.48	3.10	3.29	3.18	3.16	3.44	3.25	3.26	3.11	3.26	3.20	3.34
Top 5 Pages (#1 = most popular; excludes index/home page)															
Recycling	1	1	1	1	1	1	1	1	1	1	1	1	1	1	1
WTE (Electric Generation)	2	2	3	3	3	2	2	2	3	3	3	4	2	2	3
About Us	3	3	2	2	2	3	3	3	2	2	2	2	3	3	2
Contact Info	4	5		4				5	5	4	5				
Stats/Annual Reports	5		5	5	4	4	4	4		5	4	3	4	5	
Jobs		4	4		5	5	5		4			5	5		4
What to Recycle														4	5

*Tracking began Oct. 9, 2010; *ecomaine* employee filter not applied until Nov. 1, 2010

- Total Visits: # of times visits were made to the site ; includes multiple visits by the same individual
- Unique Visits: # of individuals who visited during the designated time period (not the # times visits were)
- New Visitors: # of individuals who have never visited the *ecomaine* Web site before



Report type: Report: Start Date: 2011/09/13 End Date: 2012/01/18
 Location: All Zipcodes Generate Report

Participation by Zip Code

9/13/11-1/18/12

View Table View Graph Download CSV

Postal code	Accounts	Opt-Outs	Trees	CO ₂ (lbs.)	Water (gals.)	Solid Waste (lbs.)
03801	17	234	9	3,411	8,215	1,210
03805	0	0	0	0	0	0
03903	5	53	2	773	1,861	274
03907	0	0	0	0	0	0
04002	1	3	1	44	106	16
04009	1	9	1	132	316	47
04015	0	0	0	0	0	0
04020	0	3	1	44	106	16
04021	7	135	5	1,968	4,740	698
04024	0	0	0	0	0	0
04032	7	97	4	1,414	3,406	502
04033	1	1	1	15	36	6
04034	1	0	0	0	0	0
04038	7	31	2	452	1,089	161
04039	7	47	2	686	1,650	243
04040	1	8	1	117	281	42
04041	0	0	0	0	0	0
04042	5	1	1	15	36	6
04047	0	0	0	0	0	0
04049	3	13	1	190	457	68
04055	0	0	0	0	0	0
04062	18	79	3	1,152	2,774	409
04064	5	60	3	875	2,107	311
04068	0	0	0	0	0	0
04069	1	43	2	627	1,510	223
04070	2	5	1	73	176	26
04072	10	145	6	2,114	5,091	750
04073	4	11	1	161	387	57
04074	17	282	10	4,111	9,900	1,458
04079	5	32	2	467	1,124	166
04082	0	0	0	0	0	0
04084	6	43	2	627	1,510	223
04087	2	18	1	263	632	94
04096	9	133	5	1,939	4,669	688
04097	7	138	5	2,012	4,845	714
04101	15	188	7	2,741	6,600	972
04102	24	257	9	3,747	9,022	1,328
04103	26	440	16	6,414	15,446	2,274
04104	0	6	1	88	211	32
04105	35	244	9	3,557	8,566	1,261
04106	27	144	6	2,099	5,055	745
04107	43	594	21	8,659	20,852	3,070
04108	1	11	1	161	387	57
04109	0	3	1	44	106	16
04110	4	32	2	467	1,124	166
04112	0	0	0	0	0	0
04116	0	0	0	0	0	0
04122	0	0	0	0	0	0
04123	0	0	0	0	0	0
04124	0	0	0	0	0	0
04216	0	0	0	0	0	0
04239	2	18	1	263	632	94
04254	0	0	0	0	0	0
04259	0	0	0	0	0	0
04262	0	0	0	0	0	0
04274	4	113	4	1,648	3,967	584
04284	0	14	1	205	492	73
04351	4	43	2	627	1,510	223
04355	3	13	1	190	457	68
04853	0	0	0	0	0	0
	337	3,744	154	54,592	131,451	19,371

Biggest impact:

04107 Cape Elizabeth

04103 Portland (neighborhood)

04074 Scarborough

04102 Portland (neighborhood)

04105 Falmouth