

ecomaine

Memorandum

DATE: October 23rd, 2014

TO: Chair and Members of the Board

FROM: Kevin H. Roche, CEO

SUBJECT: **Agenda for the October 30th, 2014 Recycling Committee Meeting**

There is a meeting of the **ecomaine** Recycling Committee scheduled at **ecomaine** for the date noted above. The agenda for this meeting is as follows:

1. Review and approval of the Minutes
 - May 22nd, 2014 Modified Recycling Committee Meeting minutes (*Attachment A*)
 - September 25th, 2014 Recycling Committee Meeting minutes (*Attachment B*)
2. Discussion and summary of status of 2015 **ecomaine** School Grants Program.
 - Summary of applications received
 - Review of judging criteria (*Attachment C*)
 - Discussion
3. Communications and Outreach
 - Open House – Review Results (*Attachment D*)
 - Tours and outreach report (*Attachment E*)
 - Website analytics (*Attachment F*)
 - Earned media report – (re: rebate story)
 - Portland Sea Dogs
4. Recycling Updates
 - Recycling Market Report (*Attachment G*)
 - Revenue and Expense Report (*Attachment H*)
 - Recycling rates by community (*Attachment I*)
5. Future Meetings
 - Finance Committee Meeting: November 20th, 2014 @ 2:30 @ 2:30PM.
 - Executive Committee Meeting: November 20th, 2014 @ 4:00 PM.
 - Recycling Committee Meeting: December 4th, 2014 @ 4:00 PM
 - Executive Committee Meeting: December 18th, 2014 @ 4:00 PM

The Recycling Committee may wish to go into Executive Session for any of the above items under Section 405 of Title 1 of the Maine Revised Statutes ([per the following legislative website: http://janus.state.me.us/legis/statutes/1/title1ch13sec0.html.](http://janus.state.me.us/legis/statutes/1/title1ch13sec0.html))

Attachment A

ecomaine Recycling Committee meeting May 22, 2014

Minutes

In attendance:

Members: Maxine Beecher, Sara Bernier, Alan Bradstreet, Susan McGinty, Erik Street, Ed Suslovic

ecomaine staff: Kevin Roche (Gen. Mgr.), Leo Maheu (Environmental Educator), Frank Gallagher (Communications Director)

Chairperson McGinty called the meeting to order and welcomed returning and new committee members.

Item 1. Mr. Suslovic made a motion to accept the minutes from the April 24, 2014, meeting. Ms. Bernier seconded the motion and the members approved it unanimously.

Item 2. Mr. Gallagher reported on the ecomaine website's recent analytics data, noting that the number of site visits, a core metric, is increasing on a monthly basis. Mr. Maheu reported on outreach and tour activities, as well as the Recycling Is A Work of Art contest, noting that the six winners had been selected and that the projects were underway. Mr. Gallagher reported on the state of the Sea Dogs recycling project at Hadlock Field. Mr. Roche reported on the effort to bring recycling to the recently renovated Cumberland County Civic Center. Mr. Gallagher provided a brief walk-through of ecomaine's Facebook page.

Item 3. Mr. Maheu reviewed the outcome of ecomaine's 2014 Education Grant program. A robust discussion of the program followed, and the members directed ecomaine staff to draft a selection criteria rubric in advance of the next iteration of the program, increase the amount of available grant funding from \$10,000 to \$20,000, and limit the amount of individual grants to as much as \$5,000.

Item 4. Mr. Roche reported on the current condition of the recycling commodities market, and updated the members of the committee on ecomaine's most recent tonnage, revenue and expenses.

Item 5. No other items were presented.

Item 6. Future meetings were noted.

Motion to adjourn was made by Mr. Bradstreet, seconded by Ms. Beecher and approved unanimously by voice vote.

Memorandum

DATE: October 23rd, 2014
TO: Chair and Members of the Board
FROM: Kevin H. Roche, CEO
SUBJECT: **Minutes of the September 25th, 2014 Recycling Committee Meeting**

There was a meeting of the **ecomaine** Recycling Committee on the date noted above at the **ecomaine**. The meeting was called to order by Erik Street, Chair.

Item 1: Review and approval of the May 22nd, 2014 Recycling Committee Minutes

The Chair asked for a motion to approve the minutes from May 22nd, 2014. Mr. Bradstreet asked that we change the word "increase" to "limit" in reference to the amount of money eligible to be awarded in the **ecomaine** Education Grant Program. Ms. Beecher seconded the motion and it was passed unanimously. Mr. Bradstreet made a motion that the amended minutes be accepted. Ms. Bernier seconded the motion and it passed unanimously.

Item 2: School Grants Program – Grants FY14/15

Mr. Maheu summarized the results of the **ecomaine** Education Grant program from Fiscal Year 2014, and reported on the progress to date in the **ecomaine** Education Grant program for Fiscal Year 2015. He noted that the timeline for conducting the program has been streamlined, funding has been increased to \$20K, and distribution of funds has been changed to ensure timely reporting by the recipients. The details of these changes will be discussed at the next meeting of the Recycling Committee.

Item 3: Recycling Is A Work

Mr. Maheu reported on the outcome of the 2014 Recycling Is A Work of Art program, noting that all the projects have been completed and that the painted containers are now in circulation throughout the **ecomaine** service area.

Item 4: Communication & Outreach

Mr. Gallagher reported on the earned media outcomes for 2014, and described the paid media efforts underway and scheduled for 2015. He also reported on the analytics relating to **ecomaine's** web site, and gave a brief demonstration of the **ecomaine** Twitter feed. Mr. Gallagher also noted that the first year of the recycling efforts at Hadlock Field went, by all accounts, well and noted that a follow-up meeting has been set for Sept. 30 with the Sea Dogs to discuss how best to expand the program.

Item 5: Recycling Updates FY 14

Mr. Roche presented information relating to the Recycling Market for FY 14, Recycling rates by community and revenues and expenses as they relate to **ecomaine's** recycling operations.

Item 6: Recycling Updates FY 15

Mr. Roche presented information relating to the Recycling market for FY 15, Recycling Rates by community and revenues and expenses as they relate to **ecomaine's** recycling operations.

Item 7: Recycling Open House

Mr. Gallagher reported on the upcoming **ecomaine** Open House, scheduled for September 27, from 8:30 – 11:30 a.m.

Item 8: Future Meetings:

Future meeting were noted.

Motion to adjourn was made by Mr. Doughty, seconded by Ms. Bernier and approved unanimously by voice vote.

Present:

Maxine Beecher
Sara Bernier
Alan Bradstreet
Dennis Doughty
Caleb Hemphill
Maureen McDevitt
Susan McGinty
Erik Street (Chair)

Staff:

Frank Gallagher
Leo Maheu
Kevin Roche

The Recycling Committee may wish to go into Executive Session for any of the above items under Section 405 of Title 1 of the Maine Revised Statutes ([per the following legislative website: http://janus.state.me.us/legis/statutes/1/title1ch13sec0.html.](http://janus.state.me.us/legis/statutes/1/title1ch13sec0.html))

Attachment C

Criteria

Andover Elem	Bonny Eagle Middle, West Buxton	Deering High School, Portland
-----------------	---------------------------------------	-------------------------------------

Key for Grading:

Each column receives a 0-5 grade. 0 for absent from report, 10 for a job well

Project Outline and School Commitment (0-5 points)

Explanation of plan is thorough, identifies resources needed and specific use of grant funds. Time is allocated for staff and student involvement and a thorough evaluation of program needs has been projected.

Ease of Project Replication (0-5 points)

The overall program will have the potential for impact at other schools and is replicable in other environments.

Likelihood of Success and Program Sustainability (0-5 points)

The plan is clearly written and presented to identify the needs of the school. It has a high likelihood of success. The plan also addresses potential flaws in the project.

Project is Compelling and Worthy of Funding (0-5 points)

The overall project is creative, involves the students, will have an impact on the school and has a high likelihood of success.

Total Score:

0

0

0



Open House 2014

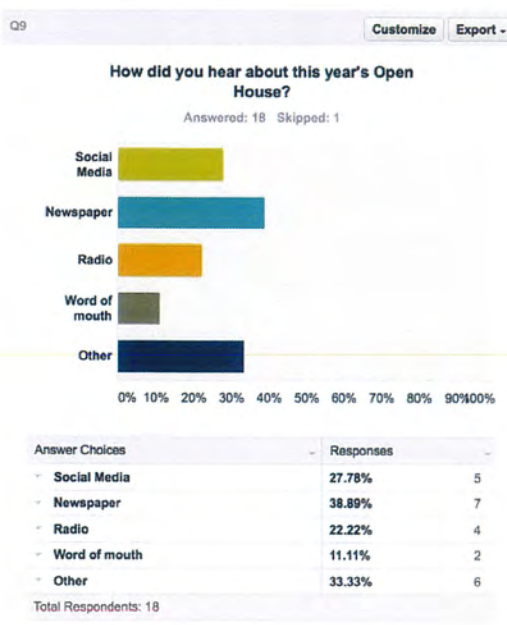
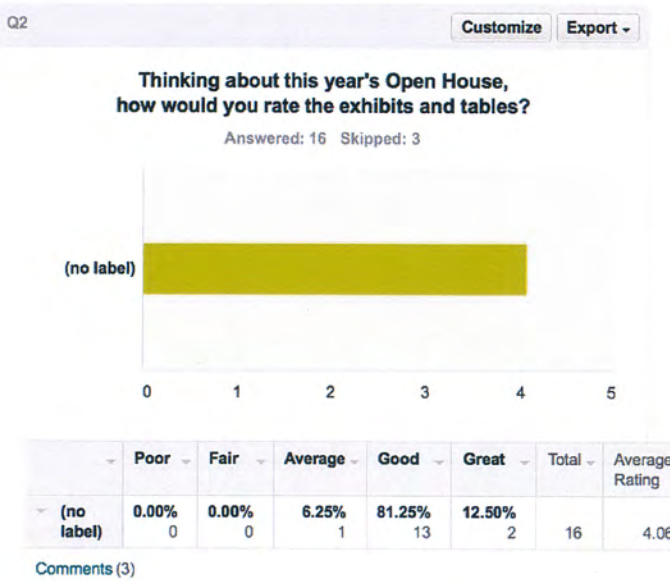
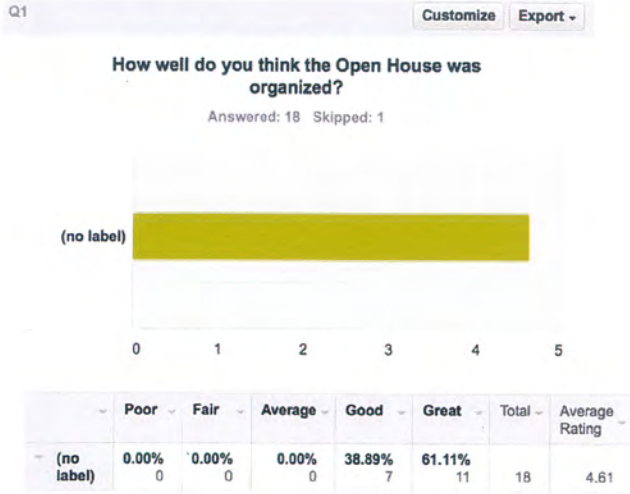
Event Report

- Event date: Saturday, Sept. 25
- Event time: 8:30-11:30 a.m.
- Number of attendees – 500-600
- Number of breakfast sandwiches served: 500
- Number of recycling bins given away: 400
- Community organizations/vendors in attendance:
 - Ruth's Reusable Resources
 - Goodwill
 - Portland Trails
 - Yelp
 - WormMainea
 - Maine Department of Environmental Protection
 - City of Portland

ecomaine Open House 2014



ecomaine Open House 2014 Attendee Survey Results



Open House 2014 Attendee Survey – What did you like best?

19 Responses - Most Frequent

1. Tours: 6
2. Family Friendly: 3
3. Free Bins: 4
4. Composting: 2

Remarks

- We enjoyed learning more about what is done every day from our tour guild. thank you.
- The tour was great.
- the worm farm exhibit
- the tour
- It's all free ??
- By far the best thing was being able to get rid of TVs and electronics for free, but I loved the free bins
- blue bin. drop off lightbubs
- convenience of the process, cordiality and helpfulness of the personnel dirceting traffic and drop off
- The tour
- Love that you keep it interesting for the whole family! I've been many years.
- getting a composting worm set up. Also, we learned a lot of things we can be doing to improve the quality of our compost.
- The tour
- It was very kid friendly. Loved the emergency and construction vehicles.
- It was accessible to children, free, focused on education, while also encouraging people to dispose of belongings in a responsible way (e-waste, clothing, mercury thermometers). The machines & trucks were popular, the free bins were a draw....
- Recycle bucket! And info card what is recycleable and what isn't
- Really loved the recycling tour!
- Breakfast sandwiches!
- The sorting. I will be a better recycler
- Seeing where our recycling goes and how it gets sorted.

Open House 2014 Attendee Survey – What would you change?

19 responses – Most Frequent

1. Nothing: 6
2. More on information about how to reduce/reuse/recycle: 4

Remarks:

- It was very nice to get a free recycling box, next year it would be nice to allow the option to purchase a second box.
- different tables of recycling
- none
- Move the fire rescue trucks on the other side where there's no traffic on the right-hand side.
- Accept more bulky items, like furniture
- i liked it as it was.
- if it's not broken, and the part I experienced was NOT, there's nothing to fix
- can't think of anything
- See #6
- more tables with like minded, eco friendly companies represented. Maybe more examples of creative ways to upcycle things.
- Everything was fine
- It was great, and exceeded my expectations, so I am not sure!
- Maybe have more focus on reducing waste, as consumers how we can limit the packaging we purchase, etc.
- Well perhaps a time for the tour so one could be sure they get to check out the tables ask questions and get a bucket because items ran out ...or maybe a few times for a tour
- Maybe more activities under the tent?
- Let's come up with a way to reduce the amount of trash we generate so we don't have to bury so much ash.
- Maybe more ads out to bring people in
- It would be impressive to see the equipment running. (But not safe for visitors of course.)

Attachment E

Tours and Presentation Data for the Month of: 9/14

Date	Group/School Name	Ages	Town	Facilities	Notes	Size
9/21/2014	Daisy Girl Scout Troop	2nd grade	Falmouth	REC	after hours w/ paper makin;	20
9/22/2014	Hall School 4th & 5th grade	4th & 5th	Portland	REC/vrWTE		48
9/23/2014	Hall School 4th & 5th grade	4th & 5th	Portland	REC/vrWTE		54
9/24/2014	Hall School 4th & 5th grade	4th & 5th	Portland	REC/vrWTE		52
9/29/2014	South Portland High Ecology Class	High School	South Portland	REC		12

Tours

Total: 186

Date	Group/School Name	Ages	Town	Facilities	Notes	Size
9/6/2014	Parsonsfield Town Meeting	Adult	Parsonsfield		vrREC/do/don't/REC rate	58
9/13/2014	Portland Greenfest	All ages	Portland		vrTour/do/don't	10
9/17/2014	Hall School Assembly	Elementary	Portland		vrREC/do/don't	440
9/26/2014	Gorham Middle Little River class	7th grade	Gorham		vrTour/do/don't	53

Presentations

Total: 561

Date	Group/School Name	Ages	Town	Facilities	Notes	Size
9/9/2014	Meeting with Scarborough Elm.	Adult	Scarborough		planning visits and program	4
9/11/2014	Meeting with Waterboro Elm.	Adult	Waterboro		setting up REC program	3
9/13/2014	Portland Greenfest	All ages	Portland		outreach table	124
9/17/2014	EECS Open House	All ages	Portland		outreach table w/ Green Te	24
9/19/2014	Casco Bay Lines Public Places	Adult	Portland		setting up REC program	3

Outreach

Total: 158

Total for All Events: 905

Attachment F

Audience Overview

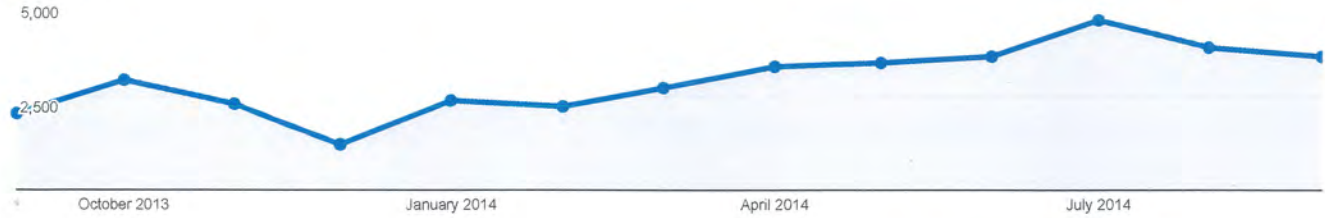
Sep 1, 2013 - Sep 30, 2014

All Sessions
100.00%

+ Add Segment

Overview

Sessions



Sessions

37,821

Users

29,913

Pageviews

96,694

Pages / Session

2.56

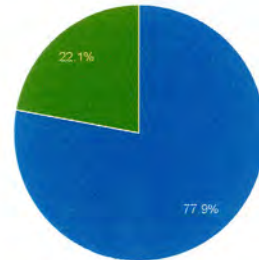
Avg. Session Duration

00:01:51

Bounce Rate

54.24%

New Visitor Returning Visitor



% New Sessions

77.87%

City	Sessions	% Sessions
1. Portland	5,639	14.91%
2. Boston	1,776	4.70%
3. Newton	1,577	4.17%
4. South Portland	1,245	3.29%
5. New York	978	2.59%
6. Scarborough	835	2.21%
7. Falmouth	749	1.98%
8. (not set)	686	1.81%
9. Buffalo	596	1.58%
10. Bangor	530	1.40%

Location

Sep 1, 2013 - Sep 30, 2014

ALL » COUNTRY / TERRITORY: United States » REGION: Maine

All Sessions
42.24%

+ Add Segment

Map Overlay

Summary



City	Acquisition			Behavior			Conversions		
	Sessions	% New Sessions	New Users	Bounce Rate	Pages / Session	Avg. Session Duration	Goal Conversion Rate	Goal Completions	Goal Value
	15,974 % of Total: 42.24% (37,821)	68.92% Site Avg: 77.87% (-11.49%)	11,010 % of Total: 37.38% (29,453)	35.80% Site Avg: 54.24% (-33.99%)	3.35 Site Avg: 2.56 (31.17%)	00:02:35 Site Avg: 00:01:51 (40.24%)	0.00% Site Avg: 0.00% (0.00%)	0 % of Total: 0.00% (0)	\$0.00 % of Total: 0.00% (\$0.00)
1. Portland	5,639 (35.30%)	59.55%	3,358 (30.50%)	33.14%	3.46	00:03:03	0.00%	0 (0.00%)	\$0.00 (0.00%)
2. South Portland	1,245 (7.79%)	71.16%	886 (8.05%)	39.04%	3.14	00:02:03	0.00%	0 (0.00%)	\$0.00 (0.00%)
3. Scarborough	835 (5.23%)	70.78%	591 (5.37%)	30.78%	3.58	00:02:37	0.00%	0 (0.00%)	\$0.00 (0.00%)
4. Falmouth	749 (4.69%)	67.96%	509 (4.62%)	36.72%	3.00	00:02:00	0.00%	0 (0.00%)	\$0.00 (0.00%)
5. Bangor	530 (3.32%)	82.08%	435 (3.95%)	44.72%	2.87	00:02:18	0.00%	0 (0.00%)	\$0.00 (0.00%)
6. Gorham	463 (2.90%)	69.11%	320 (2.91%)	27.43%	3.93	00:02:55	0.00%	0 (0.00%)	\$0.00 (0.00%)
7. Augusta	457 (2.86%)	73.96%	338 (3.07%)	31.51%	3.64	00:02:42	0.00%	0 (0.00%)	\$0.00 (0.00%)
8. Windham	343 (2.15%)	77.84%	267 (2.43%)	37.03%	3.42	00:02:05	0.00%	0 (0.00%)	\$0.00 (0.00%)
9. Saco	333 (2.08%)	70.57%	235 (2.13%)	41.74%	2.82	00:01:36	0.00%	0 (0.00%)	\$0.00 (0.00%)
10. Westbrook	304 (1.90%)	76.32%	232 (2.11%)	29.93%	3.45	00:02:36	0.00%	0 (0.00%)	\$0.00 (0.00%)

Attachment G

Recycling Market Report FY15

Month	Element	Plastic				Other				WTE / Landfill Metal			Residue & Revenue Sharing Calc					
		#3-7 & Mixed Ridged	Colored HDPE	No 2 Nat HDPE	No 1 PET	ONP	OCC	Cans	Alum	Loose Metal	Glass	Rec Facilities Total	Post Burn	Mined (net of ash)	Total economic	Tons Residue	Inbound Recycle Inc Tipping Fees*	% Residue
July	Tons	62	22	21	22	2,179	1,028	85	22	8	310	3,760	235	774	4,769	233	4,110	5.67%
	Rev/Ton	13	1,091	1,010	282	53	112	219	435	143	-	83	88	10	\$ 71.62	\$ 44.00	\$ 76.93	
Aug	Tons	125	-	-	-	1,903	860	57	-	49	299	3,293	219	1,093	4,604	260	3,796	6.84%
	Rev/Ton	21	-	-	-	52	109	225	-	234	-	67	87	11	\$ 54.65	\$ 44.00	\$ 58.75	
	Market Proj	25	600	1,125	240	54	106	225	-	180	-	-	87	10	-	-	-	-
Sept	Tons	77	20	20	20	2,020	855	60	-	14	270	3,357	442	1,028	4,827	214	3,610	5.91%
	Rev/Ton	\$ 25.47	\$ 660.00	\$ 1,125.00	\$ 315.82	\$ 49.33	\$ 100.92	\$ 233.22	\$ -	\$ 60.68	\$ -	\$ 72.98	\$ 87.05	\$ 10.75	\$ 61.02	\$ 44.00	\$ 68.85	
	Market Proj	\$ 20	\$ 660	\$ 1,125	\$ 315	\$ 45	\$ 100	\$ 200	\$ -	\$ 170	\$ -	\$ 87	\$ 10	\$ -	\$ -	\$ -	\$ -	
Oct	Tons	-	-	-	-	-	-	-	-	-	-	-	-	-	-	-	-	-
	Rev/Ton	\$ -	\$ -	\$ -	\$ -	\$ -	\$ -	\$ -	\$ -	\$ -	\$ -	\$ -	\$ -	\$ -	\$ -	\$ -	\$ -	
	Market Proj	\$ -	\$ -	\$ -	\$ -	\$ -	\$ -	\$ -	\$ -	\$ -	\$ -	\$ -	\$ -	\$ -	\$ -	\$ -	\$ -	
Nov	Tons	-	-	-	-	-	-	-	-	-	-	-	-	-	-	-	-	-
	Rev/Ton	\$ -	\$ -	\$ -	\$ -	\$ -	\$ -	\$ -	\$ -	\$ -	\$ -	\$ -	\$ -	\$ -	\$ -	\$ -	\$ -	
	Market Proj	\$ -	\$ -	\$ -	\$ -	\$ -	\$ -	\$ -	\$ -	\$ -	\$ -	\$ -	\$ -	\$ -	\$ -	\$ -	\$ -	
Dec	Tons	-	-	-	-	-	-	-	-	-	-	-	-	-	-	-	-	-
	Rev/Ton	\$ -	\$ -	\$ -	\$ -	\$ -	\$ -	\$ -	\$ -	\$ -	\$ -	\$ -	\$ -	\$ -	\$ -	\$ -	\$ -	
	Market Proj	\$ -	\$ -	\$ -	\$ -	\$ -	\$ -	\$ -	\$ -	\$ -	\$ -	\$ -	\$ -	\$ -	\$ -	\$ -	\$ -	
Jan	Tons	-	-	-	-	-	-	-	-	-	-	-	-	-	-	-	-	-
	Rev/Ton	\$ -	\$ -	\$ -	\$ -	\$ -	\$ -	\$ -	\$ -	\$ -	\$ -	\$ -	\$ -	\$ -	\$ -	\$ -	\$ -	
	Market Proj	\$ -	\$ -	\$ -	\$ -	\$ -	\$ -	\$ -	\$ -	\$ -	\$ -	\$ -	\$ -	\$ -	\$ -	\$ -	\$ -	
Feb	Tons	-	-	-	-	-	-	-	-	-	-	-	-	-	-	-	-	-
	Rev/Ton	\$ -	\$ -	\$ -	\$ -	\$ -	\$ -	\$ -	\$ -	\$ -	\$ -	\$ -	\$ -	\$ -	\$ -	\$ -	\$ -	
	Market Proj	\$ -	\$ -	\$ -	\$ -	\$ -	\$ -	\$ -	\$ -	\$ -	\$ -	\$ -	\$ -	\$ -	\$ -	\$ -	\$ -	
Mar	Tons	-	-	-	-	-	-	-	-	-	-	-	-	-	-	-	-	-
	Rev/Ton	\$ -	\$ -	\$ -	\$ -	\$ -	\$ -	\$ -	\$ -	\$ -	\$ -	\$ -	\$ -	\$ -	\$ -	\$ -	\$ -	
	Market Proj	\$ -	\$ -	\$ -	\$ -	\$ -	\$ -	\$ -	\$ -	\$ -	\$ -	\$ -	\$ -	\$ -	\$ -	\$ -	\$ -	
April	Tons	-	-	-	-	-	-	-	-	-	-	-	-	-	-	-	-	-
	Rev/Ton	\$ -	\$ -	\$ -	\$ -	\$ -	\$ -	\$ -	\$ -	\$ -	\$ -	\$ -	\$ -	\$ -	\$ -	\$ -	\$ -	
	Market Proj	\$ -	\$ -	\$ -	\$ -	\$ -	\$ -	\$ -	\$ -	\$ -	\$ -	\$ -	\$ -	\$ -	\$ -	\$ -	\$ -	
May	Tons	-	-	-	-	-	-	-	-	-	-	-	-	-	-	-	-	-
	Rev/Ton	\$ -	\$ -	\$ -	\$ -	\$ -	\$ -	\$ -	\$ -	\$ -	\$ -	\$ -	\$ -	\$ -	\$ -	\$ -	\$ -	
	Market Proj	\$ -	\$ -	\$ -	\$ -	\$ -	\$ -	\$ -	\$ -	\$ -	\$ -	\$ -	\$ -	\$ -	\$ -	\$ -	\$ -	
June	Tons	-	-	-	-	-	-	-	-	-	-	-	-	-	-	-	-	-
	Rev/Ton	\$ -	\$ -	\$ -	\$ -	\$ -	\$ -	\$ -	\$ -	\$ -	\$ -	\$ -	\$ -	\$ -	\$ -	\$ -	\$ -	
	Market Proj	\$ -	\$ -	\$ -	\$ -	\$ -	\$ -	\$ -	\$ -	\$ -	\$ -	\$ -	\$ -	\$ -	\$ -	\$ -	\$ -	
YTD	Tons	263	42	41	42	6,102	2,743	203	22	72	879	10,410	896	2,895	14,200	706	11,517	6.13%
	% Total Tons	3%	0%	0%	0%	59%	26%	2%	0%	1%	8%	100%	8%	100%	100%	706	11,517	6.13%
	Rev	5,438	37,502	44,115	12,626	315,155	294,916	45,558	9,396	13,498	-	778,203	78,313	31,200	887,716	31,066	9,549	
	% Total Rev	1%	5%	6%	2%	40%	38%	6%	1%	2%	0%	100%	100%	100%	100%	31,066	9,549	
	Rev/Ton	\$ 20.65	\$ 886.56	\$ 1,065.85	\$ 298.35	\$ 51.65	\$ 107.51	\$ 224.93	\$ 435.00	\$ 188.70	\$ -	\$ 74.76	\$ 87.39	\$ 10.78	\$ 62.51	\$ 44.00	\$ 68.40	

* Excludes tip fees from Revenue Share

Attachment H

ecomaine

Statement of Revenue & Expenses September 2014 (FY 2015)

\$000's

	Actual - Prior Years YTD			Current Year To Date			FY15 to FY14 Variance
	2012	2013	2014	Actual	Budget	Variance	
Operating revenues							
Municipal assessments	\$ 1,111	\$ 861	\$ 736	\$ (0)	\$ -	(0)	\$ (736)
Owners tipping fees	1,193	1,158	959	976	863	113	17
Assoc tipping fees	256	241	255	263	230	33	8
Contract tipping fees	56	84	81	80	69	12	(1)
Commercial tipping fees	1,554	1,548	1,428	1,469	1,316	153	41
Spot market tipping fees	645	806	600	630	413	217	30
Electrical generating revenues	1,123	852	1,039	1,070	1,073	(3)	31
Sales of recycled goods	1,284	663	966	888	709	179	(78)
Recycling tipping fees	10	19	23	25	17	8	2
Gorham property assessments	25	56	41	-	-	-	(41)
Other operating income	21	22	22	24	23	0	2
Total operating revenues	7,278	6,310	6,149	5,423	4,713	710	(726)

Operating expenses

Administrative expenses	591	589	633	677	676	(1)	(45)
Waste-to-energy operating expenses	1,826	1,843	1,856	1,850	2,156	306	6
Recycling operating expenses	429	400	536	466	520	54	70
Landfill/ashfill operating expenses	378	409	342	353	435	82	(11)
Contingency	-	-	-	-	50	50	-
Landfill closure & postclosure care costs	70	69	64	60	64	5	5
Post-retirement benefit- Health Care			24	16	24	8	9
Depreciation & amortization	1,025	1,050	1,066	916	975	59	151
Total operating expenses	4,319	4,360	4,521	4,337	4,899	562	184
Net operating income	2,959	1,950	1,628	1,086	(186)	1,272	(542)

Non-operating income (expense)

Interest income	9	17	18	18	10	8	(0)
Interest expense	(28)	(0)	3	1	-	1	(2)
Misc. Income / (Expenses)	-	-	1	(0)	(1)	1	(1)
Net non-operating	(19)	16	23	19	9	10	(4)

Total Revenue Less Expenses

	\$2,941	\$1,966	\$1,650	\$1,105	-\$177	\$1,282	(545)
--	---------	---------	---------	---------	--------	---------	-------

Attachment I

Recycling Rates by Community FY15 (7/1/2014 - 9/30/2014)

Town	Town		Town Tons-Rec Curb To Date	Town Tons-Rec Total To Date	Town Total MSW+Rec	Town % Rec To Date
	Town Tons-MSW To Date	Town Tons-Rec Drop off To Date				
Bridgton	714.64	180.59	0.00	180.59	895.23	20.17%
Cape Elizabeth	704.65	300.69	0.00	300.69	1005.34	29.91%
Casco	276.12	51.72	0.00	51.72	327.84	15.78%
Cumberland	343.51	0.00	231.75	231.75	575.26	40.29%
Falmouth	578.88	82.03	278.63	360.66	939.54	38.39%
Freeport	437.96	172.08	0.00	172.08	610.04	28.21%
Gorham	604.64	69.90	250.52	320.42	925.06	34.64%
Harrison	294.14	60.45	0.00	60.45	354.59	17.05%
Hollis	270.65	0.00	81.01	81.01	351.66	23.04%
Limerick	341.64	30.93	0.00	30.93	372.57	8.30%
Limington	431.50	27.39	0.00	27.39	458.89	5.97%
Livermore Falls	188.65	33.98	0.00	33.98	222.63	15.26%
Lyman	291.15	64.26	0.00	64.26	355.41	18.08%
Naples	336.13	63.21	0.00	63.21	399.34	15.83%
North Haven	58.77	32.73	0.00	32.73	91.50	35.77%
No. Yarmouth	188.68	0.00	98.41	98.41	287.09	34.28%
Parsonsfield	229.84	0.00	20.14	20.14	249.98	8.06%
Portland	2594.26	346.83	1054.85	1401.68	3995.94	35.08%
Pownal	50.13	0.00	35.99	35.99	86.12	41.79%
Saco	1385.45	28.76	417.79	446.55	1832.00	24.38%
Scarborough	1551.53	162.85	536.34	699.19	2250.72	31.07%
S. Portland	1567.34	53.39	560.76	614.15	2181.49	28.15%
Standish	789.92	150.46	0.00	150.46	940.38	16.00%
Tri-Town	424.38	57.83	0.00	57.83	482.21	11.99%
Waterboro	516.11	111.24	0.00	111.24	627.35	17.73%
Windham	596.56	36.36	359.95	396.31	992.87	39.92%
Yarmouth	557.50	287.19	0.00	287.19	844.69	34.00%
	16,324.73	2,404.87	3,926.14	6,331.01	22,655.74	27.94%