

TITLE: RECYCLING IS FOR THE BIRDS

SUBJECT: Arts & Crafts

GRADE LEVEL: 3 - 6

LESSON OBJECTIVE:

To help students learn that many items can have more than one use, and that the longer you keep an item out of the waste stream, the better it is for the environment.

MATERIALS: clean household containers: milk, detergent and bleach bottles, milk cartons, coffee cans, pie tins, onion sacks; mustard jar lid (for tracing circles); sticks or dowels (for perches); knife, hammer, nails, wire cutters, pencils, ruler, light wire, coat hangers.

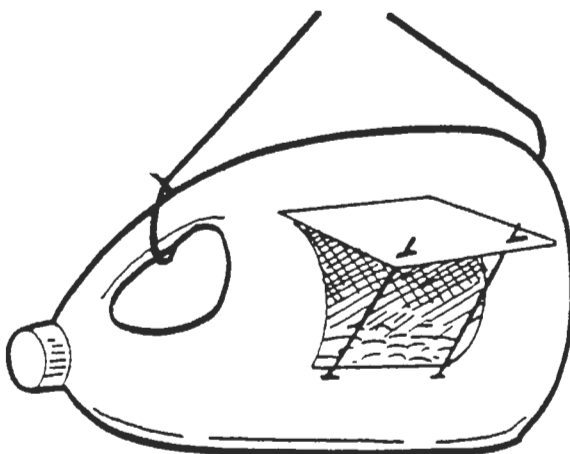
LEARNING PROCEDURE

1. Create bird feeders out of clean household containers using the drawings for models. Assist younger children with the cutting. Remember to punch small drain holes in the bottom of containers to let rain water out.
2. Discuss the proper locations for installing the feeders with your group and the types of bird feed to put in each container. Inform them of their responsibility for maintaining a continuous supply of food once feeding is started and the importance of keeping the feeders clean.
3. Discuss the importance of reusing materials and develop a list of common items that can be reused and the new uses for each.

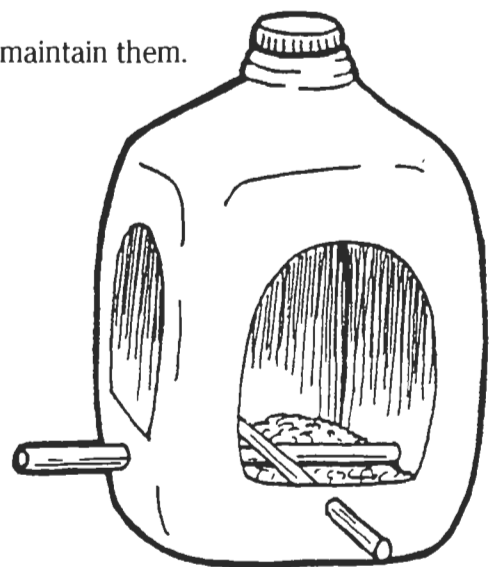
LEARNING EXTENSION #1

Design and create bird houses out of natural or manufactured containers.

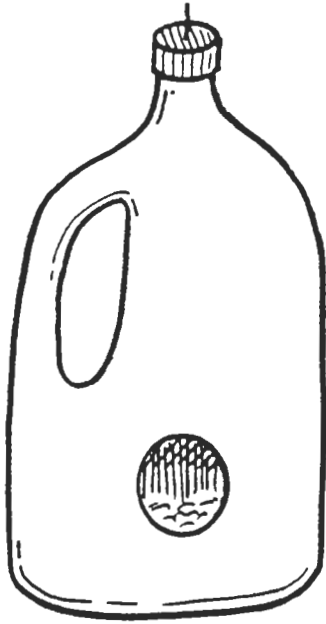
Donate feeders to nursing homes and maintain them.



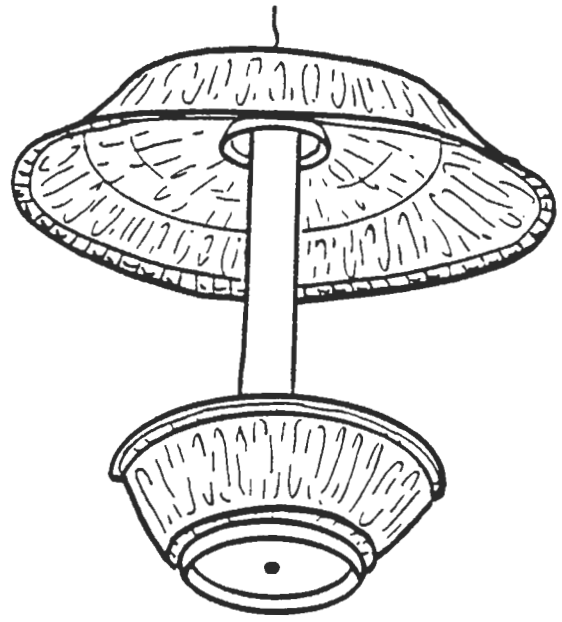
Bleach bottle feeder



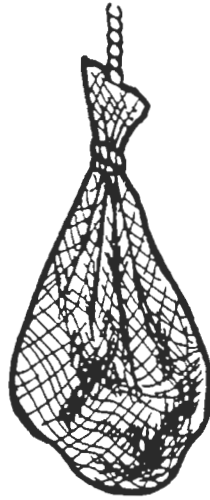
Milk jug feeder



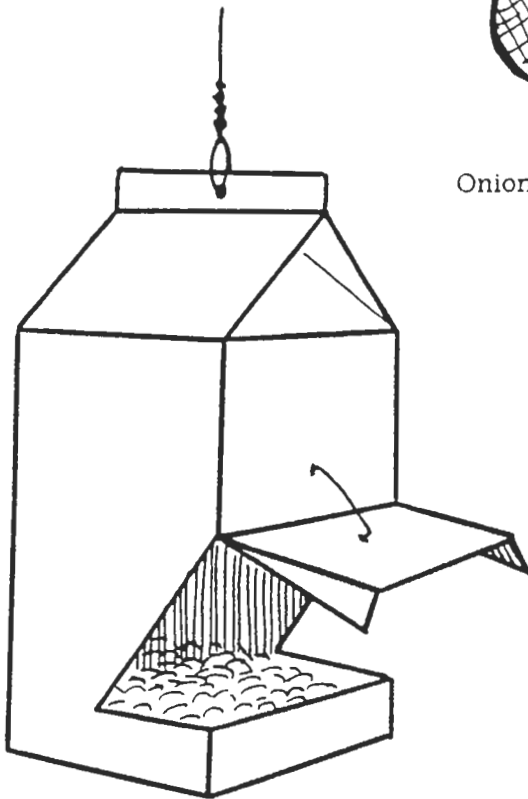
Detergent bottle feeder



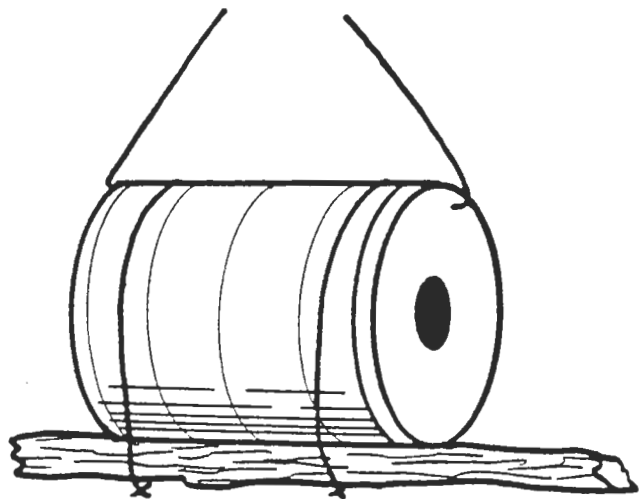
Pie plate feeder



Onion sack suet feeder



Milk carton feeder



Coffee can feeder